



# BROUWER

## ILLUSTRATED PARTS LIST

---

### MODEL:

**5990273 SOD HARVESTER 1570 JOHN DEERE**

**5990295 SOD HARVESTER 1576 JOHN DEERE**



*WARNING: If incorrectly used this machine can cause severe injury. Those who use and maintain this machine should be trained in its proper use, warned of its dangers and should read the entire manual before attempting to set up, operate, adjust or service the machine.*

---

February 2023





**KESMAC INC.**  
DBA BROUWER KESMAC  
23324 Woodbine Ave.  
Keswick, ON L4P 0N1  
**Phone:** (905) 476-6222  
**Fax:** (905) 476-6744  
**Website:** www.brouwerkesmac.com



## STATEMENT OF LIMITED WARRANTY

---

**Brouwer Kesmac** warrants its full line of equipment to be free from defects in material and factory workmanship for a period of 12 months. This warranty begins on the date of sale or use of the equipment to the original purchaser. This statement does not extend or limit engine, tractor or component warranties in which the engine, tractor or component manufacturers may carry extended time periods up to 24 months. Engine, tractor or component warranty claims will be subject to the engine, tractor or components manufacturer's approval.

**Replacement Parts** carry a 90 day replacement warranty and are reimbursed to the dealer. All electrical and hydraulic parts are limited by this policy and will only be covered upon approval by the service department after inspection of the part. The installation and removal of a part will automatically place that part under the replacement parts warranty.

This warranty is limited exclusively to equipment or accessories manufactured or supplied by **Brouwer Kesmac** and are subject to the inspection and analysis by the company to conclusively identify the nature and cause of failure.

**PRODUCT REGISTRATION FORM** must be completely filled out, signed by the customer at the original date of installation, and returned to **Brouwer Kesmac** before any claims will be considered.

**Brouwer Kesmac** reserves the right to incorporate improvements in material and design of its products without notice and is not obligated to make the same improvements to equipment previously manufactured.

**Brouwer Kesmac** is not obliged under any warranty policy different from the Kesmac Brouwer Turf warranty policy as published above.

### BROUWER KESMAC RESPONSIBILITIES

**Brouwer Kesmac's** obligation under the terms of this warranty is limited to the repair, replacement or credit, at its option, of the equipment, parts or supply items that conform to its warranty.

### DEALER'S RESPONSIBILITIES

1. Only factory-trained service or approved personnel will be permitted to perform warranty service on **Brouwer Kesmac** equipment.
2. All major warranty claims exceeding \$650.00 (in total including parts and labour) must be authorized by **Brouwer Kesmac** before work is performed.
3. All replacement parts used in warranty situations must be furnished by **Brouwer Kesmac** or approved by **Brouwer Kesmac** personnel. The use of non-recommended oil could nullify warranty.

### OWNERS RESPONSIBILITIES

The owner is obligated to operate and maintain the equipment in accordance with the recommendations published by **Brouwer Kesmac** in the owners/operators manual for the unit. The owner is responsible for the costs associated with such maintenance and operating adjustments that may be required on a regularly scheduled basis. Where applicable the owner is responsible for transportation to and from the dealership or service calls made by the dealer.

### CONDITIONS THAT VOID WARRANTY

This warranty shall not apply to equipment which:

- 1. Has had repairs or modifications not authorized by **Brouwer Kesmac**
- 2. Has been subject to abuse, improper maintenance, or improper application.
- 3. Has been modified from original equipment specifications.

### WARRANTY EXCEPTIONS

This warranty does not apply to the following items:

- 1. Wear items including blades, cutting edges, cutting arms, spark plugs, belts, filters, bearings, sprockets, chains, tires, light bulbs, lubricants and fluids etc. Cost of normal maintenance including replacement of service items.
- 2. Damages to engine/drive systems caused by lack of/or improper lubricants and/or fluids.
- 3. Damages arising from accident, misuse or neglect.
- 4. Damages to engine/drive systems caused by improper operation and/or maintenance.
- 5. **Brouwer Kesmac** will not be liable for any incidental or consequential damage or injuries, including but not limited to loss of profits, loss of crops, rental of substitute equipment, or other commercial loss or for damage to the equipment in which the Company Product is installed.

### FREIGHT CARRIER DAMAGE

Claims for equipment damaged in transit should be referred to the freight carrier. Visible damage should be reported immediately and concealed damage as soon as possible, in accordance with freight carrier regulations.



**BROUWER**  
**BROUWER 1570 & 1576 SOD HARVESTER**  
**PARTS LIST INDEX**

**SECTION 1 – Conveyor & Cutter Head**

1576 Floating Head & Cradle	1-01
1570 Cutting Head Drives	1-03
1576 Cutting Head Drives	1-05
1576 Blade Arms & Depth Control	1-07
1570 Cut-off Drive	1-09
1576 Cut-off Drive	1-11
1576 Roller & Cutoff Cam	1-13
Float Assist	1-15
1570 Head Pivot Assembly & Weight Bar	1-17
Curved Conveyor Drive	1-19
Curved Conveyor Support	1-21
Lift Arm & Head Lift Cylinder Assemblies	1-23
Cross Conveyor MK2	1-25
Cross Conveyor MK2 Less Stand	1-27
1570 Roller & Chain Drives 16 & 18 in	1-29
1570 Roller & Chain Drives 24 in	1-31
Rubber Mat 16 & 18 in	1-33
Mintex Mat 16,18 & 24 in	1-35
Rubber Mat 24 in	1-37
Mid Idler Assembly	1-39
Tensioning Belt Idler	1-41
Conveyor Drive	1-43
1570 Cutting Blade Assembly	1-45
24 in. Hydraulic Roll Up Assembly	1-47
Hydraulic Roll Up Tray 16/18 in. Assembly	1-49
Hangers	1-51
1570 Sprockets	1-53
1576 Sprockets	1-55
O-Rings	1-57

**SECTION 2 – Harvester Frame**

Harvester Mounting Frame	2-01
Piling Wall & Rear Standing Platforms	2-03
Canopy Assembly & Lights	2-05
Panels & Fenders - John Deere	2-07
Primary & Half Weight Mount - John Deere	2-09
Tie Rod & Hose Support - John Deere	2-11
JD Tractor 5065E Tier IV Assembly Common Parts	2-13
Structural Beams & Panels Brouwer JD 5065E Tier 4.1	2-15
Front Bracket, Weights & Hydraulic Tank JD Tier IV	2-21
Warning Bar & Platform Assemblies	2-23
Pallet Platform & Piling Wall Extension Assemblies	2-25

**SECTION 3 – Hydraulic System**

Hydraulic Components JD Tier IV Brouwer Assembly	3-01
Pump Drive	3-03
Hydraulic System – Slab	3-05
Hydraulic System – Roll	3-07
Control Console Sub Assembly	3-09
Hydraulic Tank & Cooler Assemblies	3-11
Hydraulic Roll-Up Control Diagram	3-13

Continued 

## **SECTION 4 – Auto-Steer**

Brouwer Autosteer JD 2WD & 4WD Assembly	4-01
Ski, Spring Column & Reset Cylinder Sub Assembly	4-03
Spring Column, Ski Arm & Lever Arm Assemblies	4-05
Sensor Valve & Cam Mount Assembly JD 2WD	4-07
Sensor Valve & Cam Mount Assembly JD 4WD	4-09
Brouwer Selector Valve and Mounting Assembly	4-11
Drivers Guide 1570 & 1580 Assembly	4-13

## **SECTION 5 – Electrical**

Light Harness	5-01
---------------	------

## **SECTION 6 –Miscellaneous**

Mintex 16 & 18 in. Mat – Option	6-01
Fenders – Front	6-03
Water Cooler – Accessory	6-05
Battery	6-06
Decals	6-07
Remote Greasing (John Deere)	6-11
Driver's Screen – Accessory	6-13
Flap Adjuster (Lever Operated) – Option	6-14
Track Clip Installer & Belt Splicer Tools – Accessories	6-15
Warning Bar. Operator Compartment	6-16
1570 Counter	6-17
1576 Counter	6-19

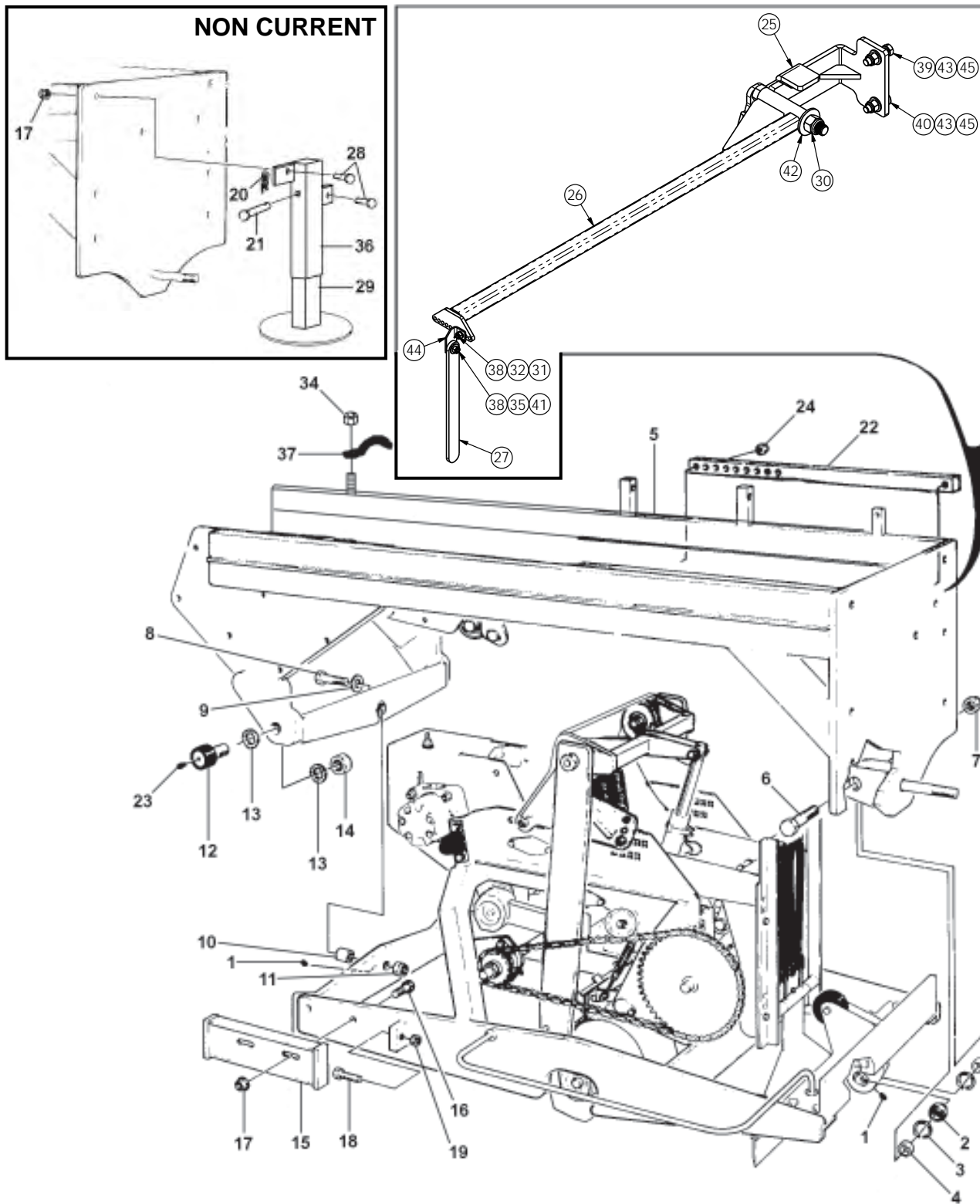
## **SECTION 1    CONVEYOR & CUTTER HEAD**

### **1576 & 1570 Models**

1576 Floating Head & Cradle	1-01
1570 Cutting Head Drives	1-03
1576 Cutting Head Drives	1-05
1576 Blade Arms & Depth Control	1-07
1570 Cut-off Drive	1-09
1576 Cut-off Drive	1-11
1576 Roller & Cutoff Cam	1-13
Float Assist	1-15
1570 Head Pivot Assembly & Weight Bar	1-17
Curved Conveyor Drive	1-19
Curved Conveyor Support	1-21
Lift Arm & Head Lift Cylinder Assemblies	1-23
Cross Conveyor MK2	1-25
Cross Conveyor MK2 Less Stand	1-27
1570 Roller & Chain Drives 16 & 18 in	1-29
1570 Roller & Chain Drives 24 in	1-31
Rubber Mat 16 & 18 in	1-33
Mintex Mat 16,18 & 24 in	1-35
Rubber Mat 24 in	1-37
Mid Idler Assembly	1-39
Tensioning Belt Idler	1-41
Conveyor Drive	1-43
1570 Cutting Blade Assembly	1-45
24 in. Hydraulic Roll Up Assembly	1-47
Hydraulic Roll Up Tray 16/18 in. Assembly	1-49
Hangers	1-51
1570 Sprockets	1-53
1576 Sprockets	1-55
O-Rings	1-57

# FLOATING HEAD & CRADLE (1576)

# SOD HARVESTER



# SOD HARVESTER

## FLOATING HEAD & CRADLE (1576)

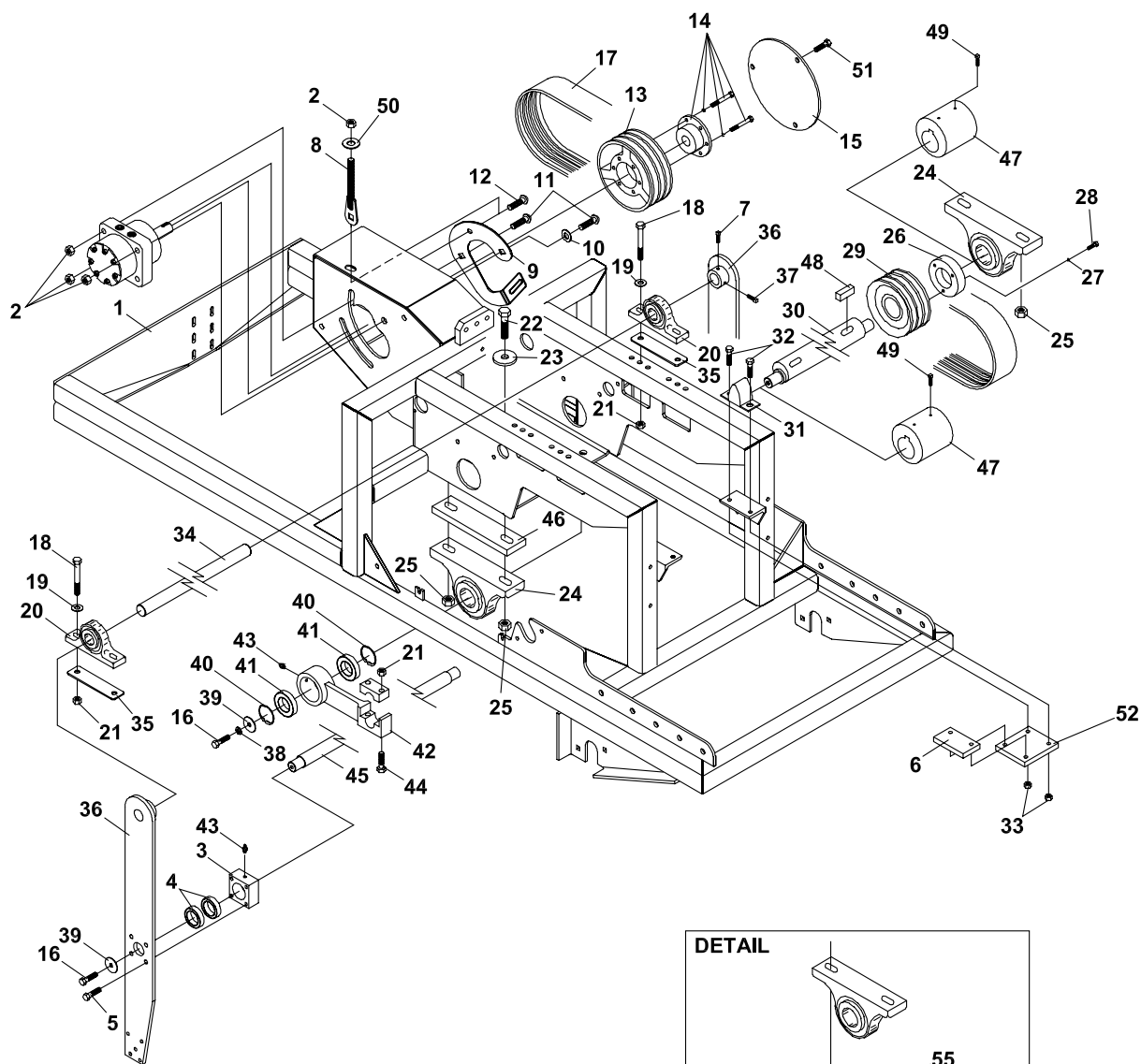
ITEM	PART NO.	DESCRIPTION	QTY	ITEM	PART NO.	DESCRIPTION	QTY
11-1	29-010	GREASE FITTING	2				
11-2	B8041	BEARING	1				
11-3	G1007	RETAINING RING	2				
11-4	016376	SPACER-FRONT BALL	2				
11-5	016292.6	FRAME-CUTNG HD CRADLE 1 (USED ON 16" & 18" ONLY)	1				
	016595.6	FRAME-CUTNG HD CRADLE 1 (USED ON 24" ONLY)	1				
11-6	91-1632	BOLT,1-14 X 4	1				
11-7	64151-9	HEX LOCKNUT	1				
11-8	90-1228	BOLT,3/4-10 X 3-1/2	1				
11-9	64163-06	WASHER	1				
11-10	002248	BUSHING-PIVOT	1				
11-11	64229-07	LOCKNUT	1				
11-12	B8015	BEARING	2				
11-13	F8054	WASHER	4				
11-14	F8009	NUT-HEX 1-1/8	2				
11-15	016401.7	BLOCK-CAM	2				
11-16	64123-117	BOLT-HEX 1/2-13X1-1/2	5				
11-17	F5018	NUT-1/2-13	6				
11-18	F5707	SCREW	2				
11-19	64001-8	NUT-HEX JAM,1/2-13	2				
11-20	64168-4	COTTER-HAIRPIN - <b>N/C</b>	1				
11-21	03-0820	CLEVIS PIN - <b>N/C</b>	1				
11-22	016652.7	BAR, DEPTH ADJ - <b>N/C</b>	1				
11-23	M0010	GREASE FITTING - <b>N/C</b>	2				
11-23	KM11302	GREASE FITTING	2				
11-24	F3013	LOCKNUT-3/8	2				
11-25	H300274	BRACKET-DRIVERS GUIDE	1				
11-26	H300067	BAR-DRIVER GUIDE SUPT	1				
11-27	H100292	BAR-DRIVERS GUIDE	1				
11-28	90-0814	BOLT-1/2 X 1-3/4 - <b>N/C</b>	2				
11-29	002506.6	STAND-BASE WLDM - <b>N/C</b>	1				
11-30	F211200	NYLOC NUT 3/4 UNC	1				
11-31	F310400	WASHER - 1/4 LOCK	1				
11-32	F230400	HEX NUT - 1/4" UNC	1				
11-33	03-0820	CLEVIS PIN	1				
11-34	64229-03	LOCKNUT-NYLON 3/8-16	1				
11-35	F210400	1/4-20 UNC NYLOC NUT	1				
11-36	002502.6	STAND-UPPER WLDM - <b>N/C</b>	1				
11-37	016711.7	CLAMP, SINGLE HOSE	1				
11-38	F040406	BOLT 1/4 UNC x 3/4 Gr 8	2				
11-39	F040820	BOLT - 1/2 UNC x 2.0 Gr 8	1				
11-40	F120820	FLAT HEAD HEX SOCKET 1/2 UNC x 2.00 LG.	1				
11-41	F320400	WASHER-1/4	1				
11-42	F321200	FLAT WASHER - 3/4	1				
11-43	F330800	1/2 SAE FLAT WASHER	2				
11-44	H100291	DRIVER'S GUIDE ANGLE CLIP	1				
11-45	F210800	NUT-1/2 UNC NYLOC	2				

### NOTE

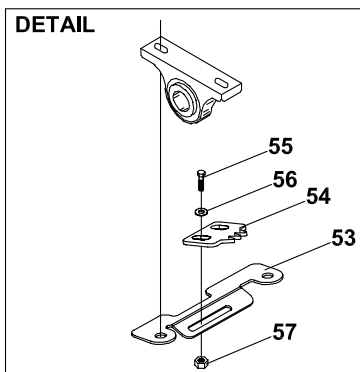
ITEMS: 25, 26, 27, 30, 31, 32, 35,  
38, 39, 40, 41, 42, 43, 44 & 45 ARE  
AVAILABLE AS: 1576 DRIVER'S  
GUIDE INDICATOR ASSEMBLY:  
H500438.

# CUTTING HEAD DRIVES (1570)

# SOD HARVESTER



RIGHT SIDE SHOWN  
LEFT SIDE OPPOSITE





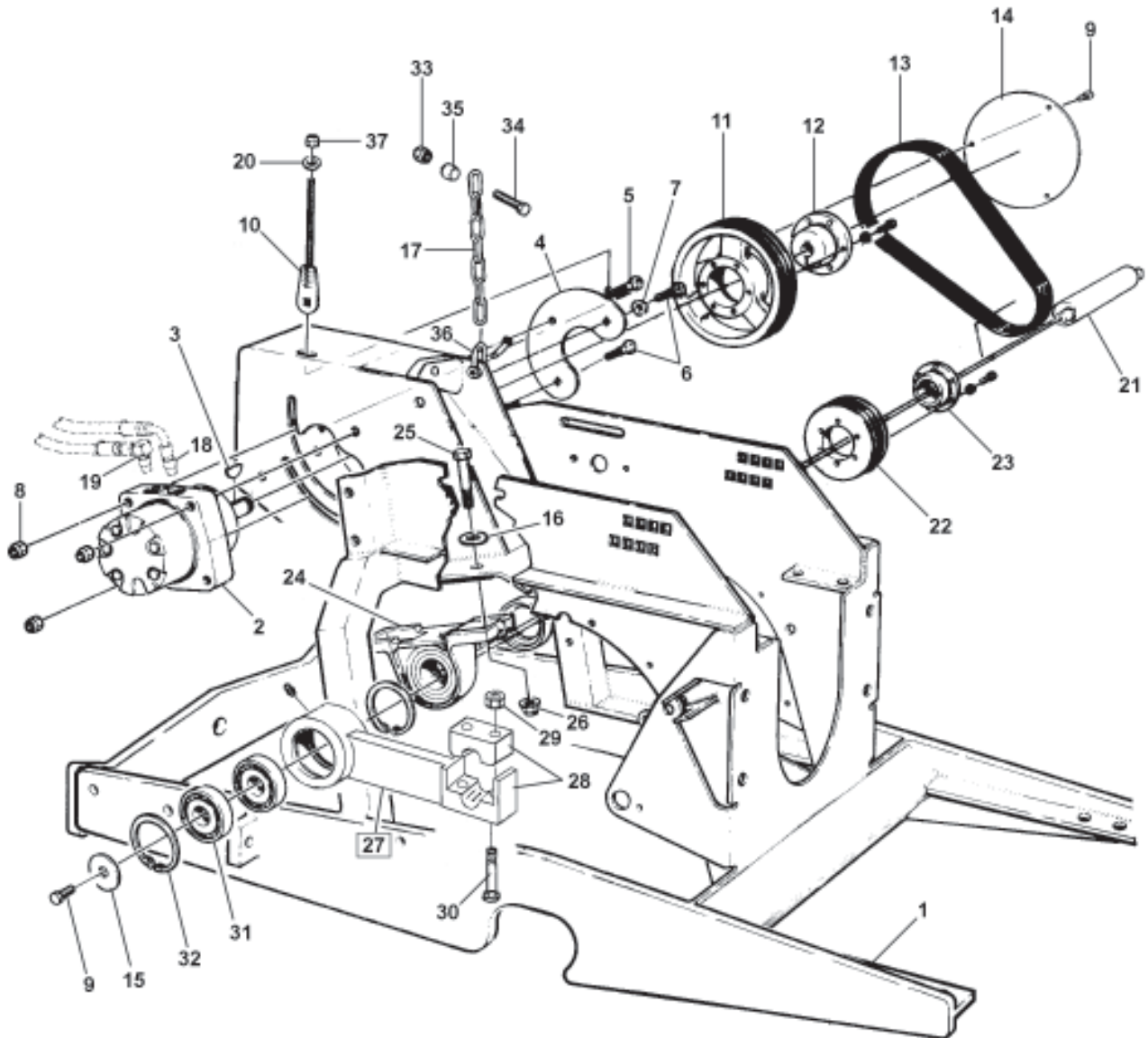
# SOD HARVESTER

## CUTTING HEAD DRIVES (1570)

ITEM	PART NO.	DESCRIPTION	QTY	ITEM	PART NO.	DESCRIPTION	QTY
12-1	4132360.7	CUTTING HEAD 16" & 18"	1	12-38	99-G04	WASHER, 3/8"	2
	4131818.7	CUTTING HEAD 24"	1	12-39	99-B16	FENDER WASHER, 3/8	4
12-2	F5018	NUT-1/2-13	4	12-40	G1002	RETAINING RING, INTRNL	4
12-3	001281.6	WRISTSHAFT MNTNG BLK	2	12-41	B2015	BEARING	4
12-4	B2014	BEARING,BALL	4	12-42	001692.6	SPLIT CONNECTING ROD (INCLUDES ITEM 43)	2
12-5	64139-18	BLT-WLF 3/8-16X1-1/4	8	12-43	29-010	GREASE FITTING,1/4-28	4
12-6	4134973.7	SHIM	2	12-44	64123-185	S BLT-HEX 7/16-14X2-1/2	4
12-7	F3602	SCREW-SQ HD	2	12-45	001525	SHAFT-WRIST 16"	1
12-8	016296	TENSIONER-DRIVE MTR	1		001526	SHAFT-WRIST 18"	1
12-9	4138651.7	BRKT-GRVE CLNR DRIVE	1		001527	SHAFT-WRIST 24"	1
12-10	94-10	FLAT WASHER, 5/8	1			(ITEMS 46 - 49 USED ON 24" ONLY)	
12-11	F5104	BOLT-CRG 1/2-13	2	12-46	4131186.7	BEARING-SPACER	2
12-12	F5102	BOLT, CRG 1/2-13 X 3	1	12-47	4131094	CAM-COUNTERWEIGHT	2
12-13	D2704	SHEAVE	1	12-48	64164-30	KEY-1/2 X 1/2 X 3 SQ	2
12-14	D3029	BUSHING	1	12-49	64044-19	SCREW-SET 1/2-13 X 1	4
12-15	016228.7	PLATE-MTR COVER	1	12-50	64163-16	WASHER	1
12-16	99-K61	BOLT-FLANGE 3/8-16 X 1/2	4	12-51	64197-016	BLT-TDFM 3/8-16X1/2	3
12-17	81-3VX560	BELT	1	12-52	4134972.7	BRACKET-BUMPER MTG	2
12-18	90-0728	BOLT-7/16-14 X 3-1/2	4	12-53	4138650.7	BRKT-GRVE CLNR DRIVEN	1
12-19	64163-51	WSHR.453X1.38X7	4	12-54	4138652.7	CLEANER-GROOVE	2
12-20	B1003	BEARING	2	12-55	64123-50	BOLT-HEX 3/8-16X1	4
12-21	64229-04	S LCK NUT-NYLN 7/16-14	8	12-56	64163-31	WASHER	4
12-22	90-1020	BOLT,5/8-11 X 2-1/2 (USED ON 24" ONLY)	4	12-57	64229-03	LOCKNUT-NYLON 3/8-16	4
	90-1018	BOLT-5/8-11 X 2-1/4 (USED ON 16" & 18" ONLY)	4				
12-23	002222	WASHER	4				
12-24	B1120	BEARING	2				
12-25	F6010	NUT	4				
12-26	D3042	BUSHING (INCLUDES ITEMS 27 & 28)	1				
12-27	64006-01	LOCKWASHER-1/4	3				
12-28	64123-60	BOLT, 1/4-20X2	3				
12-29	D2705	SHEAVE	1				
12-30	001287	CRANKSHAFT 16" & 18"	1				
	4131799	CRANKSHAFT 24"	1				
12-31	014082	BUMPER-RUBBER	4				
12-32	64139-24	BLT-WLF 3/8-16 X 1	8				
12-33	64141-4	NUT-WLF 3/8-16	8				
12-34	001323	SHAFT-ECCENTRIC ADJ (USED ON 16" & 18")	1				
	001324	SHAFT-ECCENTRIC ADJ (USED ON 24")	2				
12-35	6115733.7	PLATE-HEAD BRG SUPT	2				
12-36	4131756.6	ARM-CUTTER	2				
12-37	F3603	SET SCREW-3/8-16 X 3/4	2				

# CUTTING HEAD DRIVES (1576)

# SOD HARVESTER



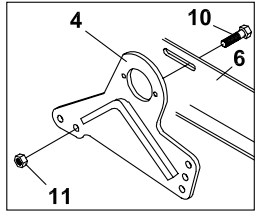
# SOD HARVESTER

## CUTTING HEAD DRIVES (1576)

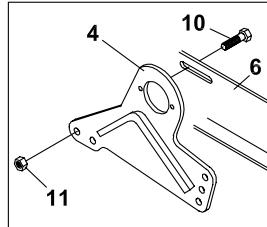
ITEM	PART NO.	DESCRIPTION	QTY	ITEM	PART NO.	DESCRIPTION	QTY
13-1	002001.7	FRAME-CUTTING HEAD (USED ON 16" & 18" ONLY)	1	13-21	001287	CRANKSHAFT (USED ON 16" & 18" ONLY)	1
	002004.7	FRAME-CUTTING HEAD (USED ON 24" ONLY)	1		4131799	CRANKSHAFT (USED ON 24" ONLY)	1
13-2	21-091	MOTOR-HYD CUTTER	1	13-22	D2705	SHEAVE	1
	E3046	KIT-SEAL	1	13-23	D3042	BUSHING	1
13-3	G8019	KEY-WOODRUFF 1/4 X 1"	1		F1713	SCREW-1/4 X 1-1/4	3
13-4	016295.7	SCRAPER-MOTOR SHEAVE	1		64006-01	LOCKWASHER-1/4	3
13-5	F5102	BOLT-CRG 1/2-13 X 3	1	13-24	B1120	BEARING	2
13-6	F5104	BOLT-CRG 1/2-13	2	13-25	90-1018	BOLT-5/8-11 X 2-1/4	4
13-7	94-10	FLAT WASHER-5/8	1	13-26	F6010	NUT-5/8	4
13-8	F5018	NUT-1/2-13	3	13-27	A03008	ASSY-CONNECTING ROD	2
13-9	99-K61	BOLT-3/8-16 X 1/2	5	13-28	001692.6	SPLIT CONNECTING ROD	1
13-10	016296	TENSIONER-DRIVE MTR	1		29-010	GREASE FITTING	1
13-11	D2704	SHEAVE	1	13-29	64229-04	S LOCKNUT-NYLN 7/16-14	2
13-12	D3029	BUSHING	1	13-30	F4216	BOLT-7/16 X 2-3/4	2
	F2718	SCREW-5/16 X 2	3	13-31	B2015	BEARING-BALL	2
	64006-02	LOCKWASHER-5/16	3	13-32	G1002	RETAINING RING	2
13-13	81-3-3VX400	BELT-V	1	13-33	64229-05	LOCKNUT, 1/2-13	2
13-14	016228.7	PLATE-MOTOR COVER	1	13-34	90-0832	BOLT, 1/2-13 X 4	2
13-15	99-B16	WASHER	2	13-35	002448.7	SPACER, 1560 LIFT CHAIN	1
13-16	002222	CRNKSHFT BRG WSHR	4	13-36	G8003	SHACKEL, ANCHOR 3/8"	2
13-17	6115719	CHAIN-SAFETY	1	13-37	64229-05	LOCKNUT, 1/2-13 NYLON	1
13-18	25-0503-10-10	FITTING-STR	1				
13-19	H6192	FITTING-ELBOW 90	1				
13-20	64163-16	WASHER	1				

# BLADE ARMS & DEPTH CONTROL (1576)

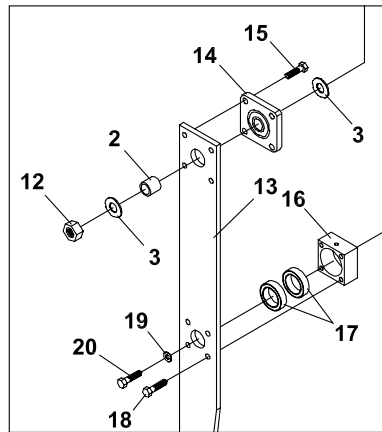
# SOD HARVESTER



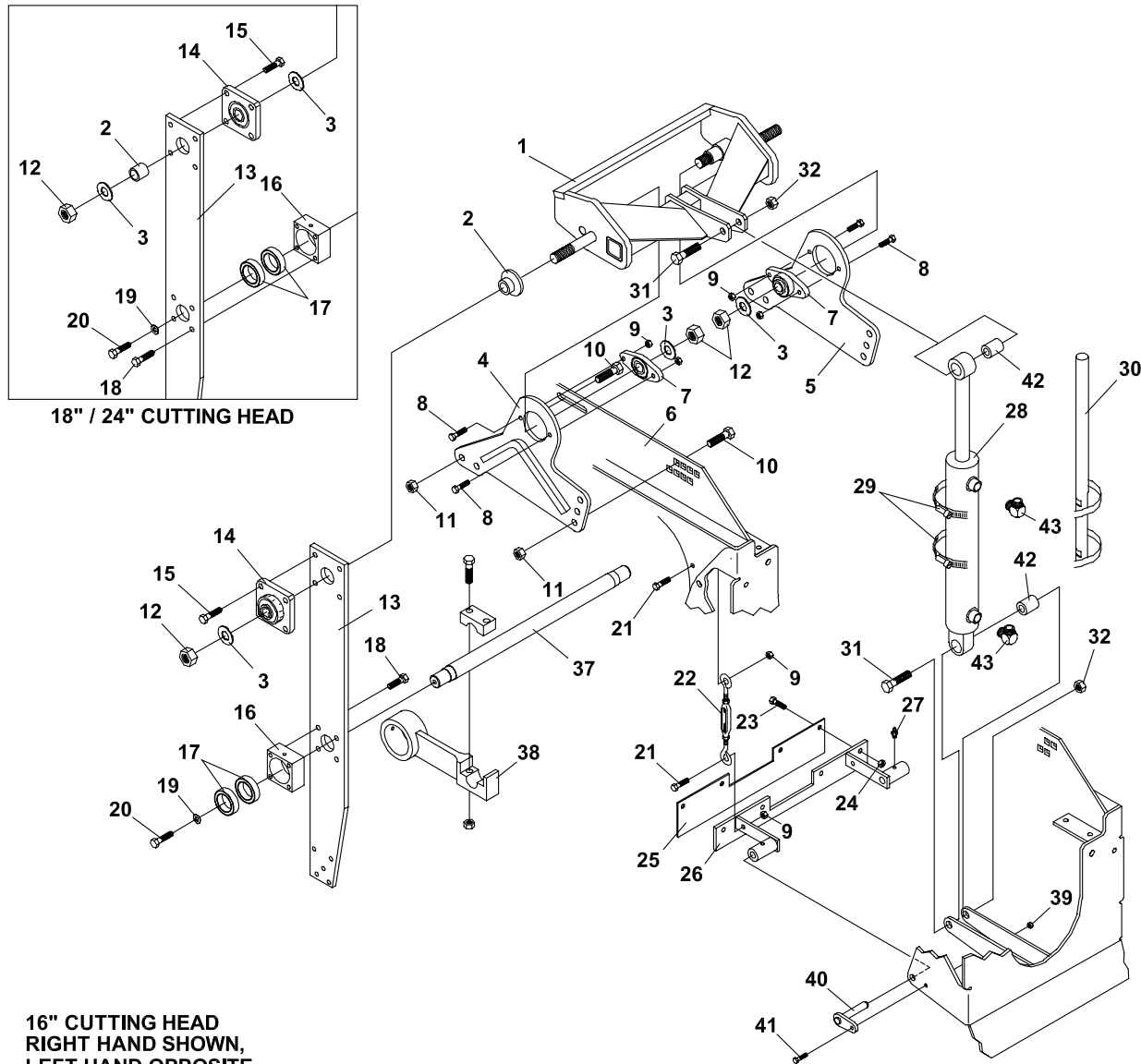
16" / 18" CUTTING HEAD



24" CUTTING HEAD



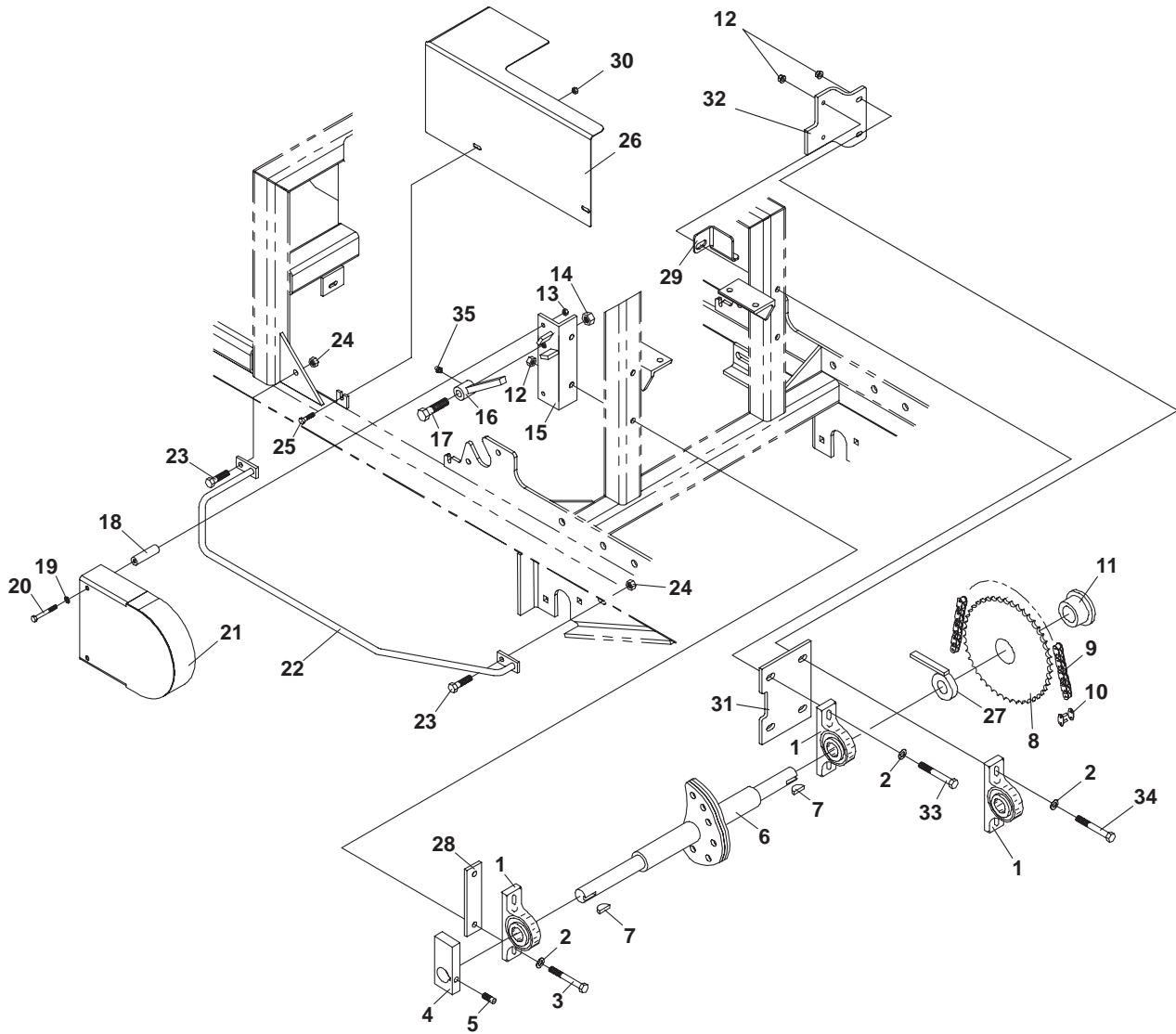
18" / 24" CUTTING HEAD



# SOD HARVESTER

## BLADE ARMS & DEPTH CONTROL(1576)

ITEM	PART NO.	DESCRIPTION	QTY	ITEM	PART NO.	DESCRIPTION	QTY
14-1	002398.7	CRANK-HYD DEPTH ADJ(USED ON 16" & 18" ONLY)	1	14-28	23-178	CYLINDER	1
	002399.7	CRANK-HYD DEPTH ADJ (USED ON 24" ONLY)	1	14-29	11-049	CLAMPHOSE	2
				14-30	002447	ROD-DEPTH INDICATOR	1
					00-267	LBL-CTRHDDEPTHIND	1
14-2	016999	BUSHING,CUTTER ARM	2	14-31	6412331	BOLT1/2-13X3	2
	002386	SPACER, CUTTER ARM (USED ON 16" ONLY)	2	14-32	6422905	LOCKNUT,1/2-13	2
				14-33	016652.7	BAR, DEPTHADJ	1
				14-34	25-2503-6-6	FITTING-90	2
14-3	64163-06	WASHER	4	14-35	002397	BUSHING	2
14-4	002317.7	GUIDE-DEPTH ADJ R.H.	1	14-36	99-K27	BOLT1/4-20 X 1	2
14-5	002318.7	GUIDE-DEPTH ADJ L.H.	1				
14-6	002001.7	FRAME-CUTTER HEAD (USED ON 16" & 18" ONLY)	1	14-37	001525	WRISTSHAFT-16"	1
	002004.7	FRAME-CUTTER HEAD (USED ON 24" ONLY)	1		001526	WRISTSHAFT-18"	1
					001527	WRISTSHAFT-24"	1
14-7	6550003	BEARING	2	14-38	001692.6	SPLIT CONNECTINGROD	1
14-8	64139-10	BLT-WLF 5/16-18X1-1/4	4		29-010	GREASE FITTING	1
14-9	F2014	NUT-5/16	8	14-39	641412	NUT-WLF1/4-20	2
14-10	97-0812	BOLT-CRG 1/2-13 X 1-1/2	4	14-40	016304	SHAFTSCRAPERBLD PIV	2
14-11	F5018	NUT-1/2	4				
14-12	99-A12	LOCKNUT-3/4-10	4				
14-13	016977.6	BAR, CUTTER ARM 8"	2				
14-14	55-HCFS	4-12 BEARING	2				
	20						
14-15	64139-24	BLT-WLF 3/8-16 X 1	8				
14-16	001281.6	WRISTSHAFT MNTG BLK	2				
14-17	B2014	BEARING	4				
14-18	64139-18	BLT-WLF 3/8-16X1-1/4	8				
14-19	99-B16	FENDER WASHER, 3/8	2				
	64-799	WASHER	2				
14-20	99-K61	BOLT-3/8-16 X 1/2	2				
14-21	99-K02	BOLT-5/16 X 1	4				
14-22	G8121	TURNBUCKLE	2				
	F1002	NUT, JAM 1/4-20	2				
	F1011	NUT, JAM	2				
14-23	64139-08	BOLT-5/16-18X3/4	4				
14-24	64141-6	NUT, 5/16-18	4				
14-25	4160687	BLADE-SCRAPER 15.5" SP	1				
	002417	BLADE-SCRAPER 16"	1				
	002418	BLADE-SCRAPER 18"	1				
	002419	BLADE-SCRAPER 24"	1				
14-26	002422	HOLDER, SCRAPER BLD (USED ON 16" & 18" ONLY)	1				
	002423	HOLDER, SCRAPER BLD (USED ON 24" ONLY)	1				



# SOD HARVESTER

## CUT-OFF DRIVE (1570)

ITEM	PART NO.	DESCRIPTION	QTY	ITEM	PART NO.	DESCRIPTION	QTY
16-1	B1001	BEARING 16" & 18"	3	16-28	015762.7	SHIM-CAMSHAFT 1/8"	3
	B1003	BEARING 24"	2			(IN TOOLBOX, USED ON 16" & 18")	
16-2	015907	FLAT WASHER, 3/8"	6		015761.7	SHIM-CAMSHAFT 1/8"	3
16-3	64123-138	BLT-HEX 3/8-16X3-3/4	2			(IN TOOLBOX, USED ON 24")	
16-4		STOP RETURN CAM (REFER TO TABLE ON PAGES 1-55 & 1-56)	1		002654.7	SHIM-CAMSHAFT 1/4"	1
						(IN TOOLBOX, USED ON 16" & 18")	
16-6	4135020.6	CAM HIGH LIFT (16" & 18" ONLY - 54" TO 72")	1	16-29	6115994	TABINDICATOR (USED ON 24" ONLY)	1
	4136472.6	CAM HIGH LIFT (24" ONLY - 54" TO 72")	1	16-30	641416	NUT-5/16-18	2
	4137404.6	CAM SLOW LIFT (16" & 18" ONLY - UNDER 54")	1	16-31	4134989.7	BRKTBEARINGMOUNT	1
	002258.6	CAM SLOW LIFT (24" ONLY - UNDER 54")	1	16-32	4134975.7	BRKTBEARINGMOUNT	1
	6115660.6	CAM SUPER LIFT (24" ONLY - OVER 72")	1	16-33	64123139	BOLT-3/8-16 X 4	2
	6115659.6	CAM SUPER LIFT (16" & 18" ONLY - OVER 72")	1	16-34	6412367	BLT-HEX 3/8-16 X 2	2
16-7	124422	KEY	2	16-35	29-010	ZERK	1
16-8		CAMSHAFT SPROCKET (REFER TO TABLE ON PAGES 1-55 & 1-56)	1				
16-9	56-RC40	CHAIN, ROLLER, #40 /FT	A/R				
16-10	81-056	CONNECTOR LINK, #40	1				
16-11		BUSHING (REFER TO TABLE ON PAGES 1-55 & 1-56)	1				
16-12	F3013	LOCKNUT	6				
16-13	641412	NUT-WLF 1/4-20	2				
16-14	6422905	LOCKNUT, 1/2-13	1				
16-15	001558	PLATERET CAM STOP	1				
16-16	001567	RETURN CAM STOP	1				
16-17	6412372	BLT-HEX 1/2-13X2 1/2	1				
16-18	6115697	TUBE, SHIELD STANDOFF	2				
16-19	6416303	WSHR.256ID X.62OD X 18	2				
16-20	90-0424	BOLT 1/4 UNC X 3	2				
16-21	6115686.6	SHIELD, CAM STOP	1				
16-22	6115676.6	TOE GUARD	1				
16-23	6413924	BLT-WLF 3/8-16 X 1	2				
16-24	641414	NUT-WLF 3/8-16	2				
16-25	6413908	BOLT 5/16-18X3/4	2				
16-26	4134120.6	SHIELD, CUTTER ARM	1				
16-27	001836.7	INDICATOR, FULL LENGTH (USED ON 24")	1				

\* ITEMS 27 & 29 ARE USED ON 72" THRU 98"  
ON THE 16"/18" AND ALL 24"



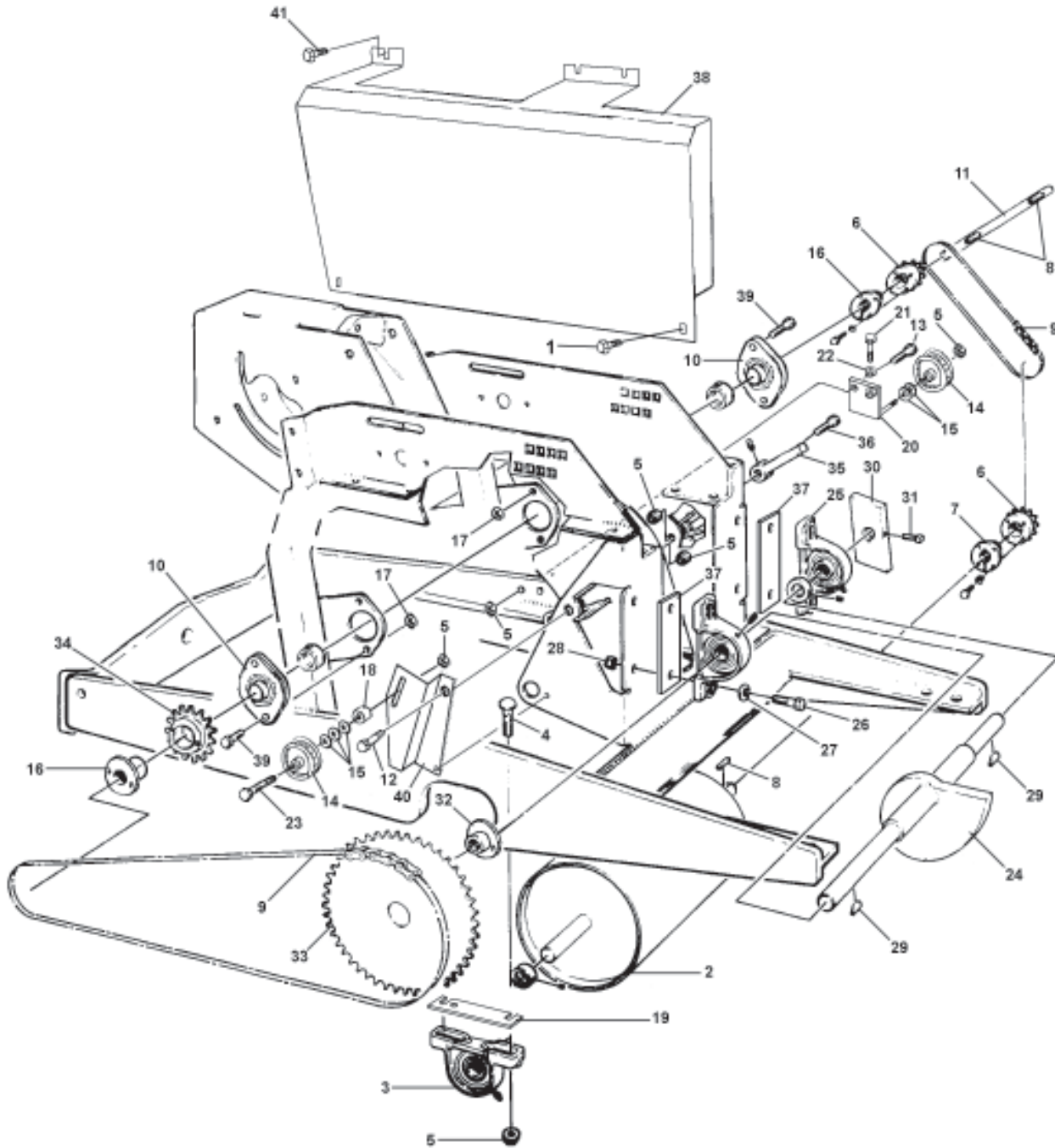




# SOD HARVESTER

## CUT-OFF DRIVE (1576)

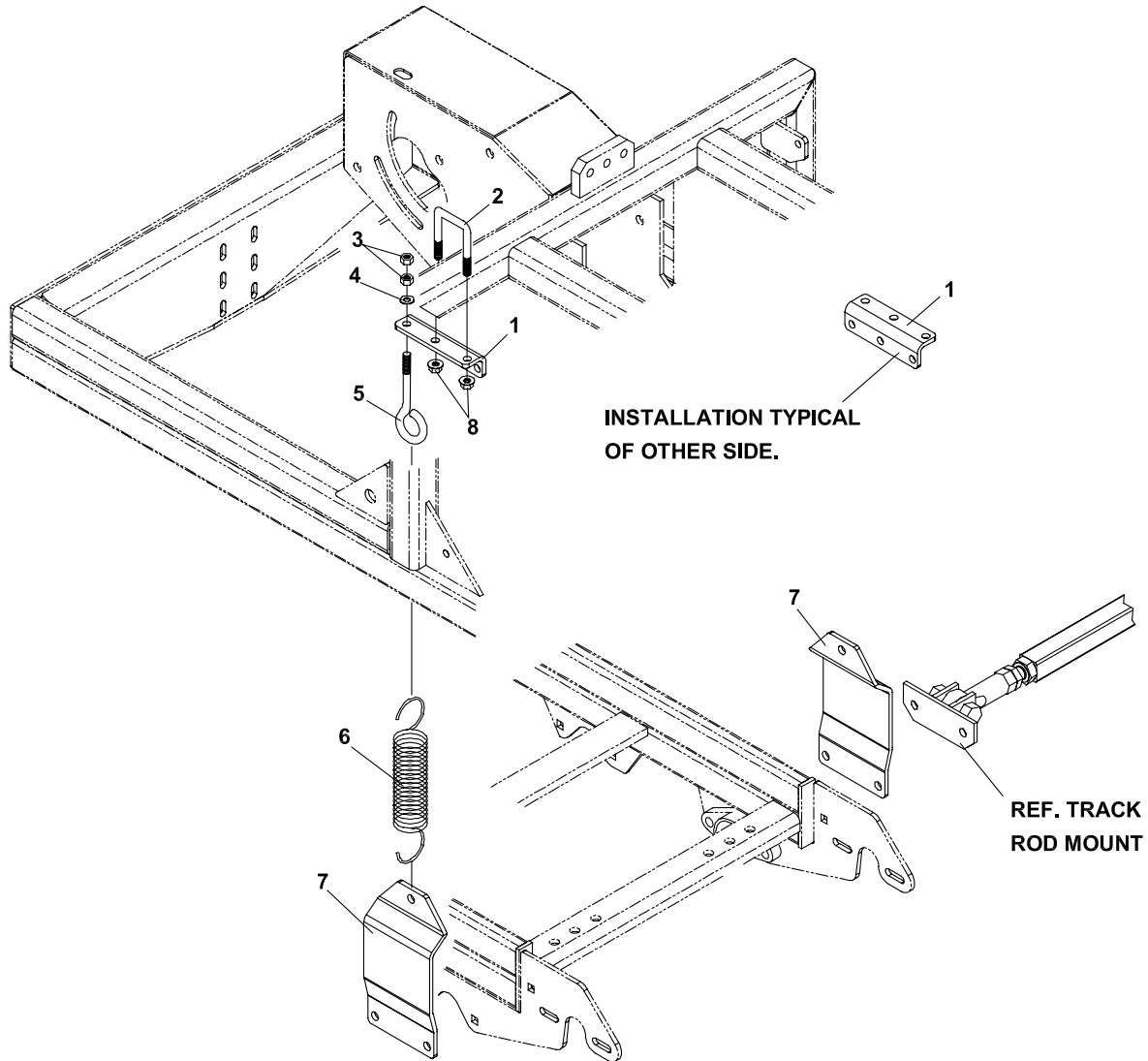
ITEM	PART NO.	DESCRIPTION	QTY	ITEM	PART NO.	DESCRIPTION	QTY
16-1	016262.7	FRAME, CUTOFF (USED ON 16" & 18" ONLY)	1	16-29	85-SS14	SET SCREW	2
	016615.7	FRAME, CUTOFF (USED ON 24" ONLY)	1	16-30	001417	PIN-BLADE PIVOT (USED ON 16" & 18" ONLY)	1
					001418	PIN-BLADE PIVOT (USED ON 24" ONLY)	1
16-2	29-010	GREASE FITTING	2				
16-3	KB11410	BUSHING NON FRICTION M250 0.875 I.D. x 1.125 O.D. x 1.00 LG	2	16-31	001446.6	MOUNT, CUTOFF BLADE (USED ON 16" & 18" ONLY)	1
					001447.6	MOUNT, CUTOFF BLADE (USED ON 24" ONLY)	1
16-4	N9021	SCREW	1		29-010	GREASE FITTING (QTY 1 USED ON 16" & 18") (QTY 2 USED ON 24")	
16-5	07-C20	LOCKWASHER	1				
16-6	N9022	NUT-M20-2.50	1	16-32	S8001	STRAP	2
16-7	B8002	BEARING, TRACK ROLLER	1	16-33	001304	BLADE-CUTOFF 16"	1
16-8	64163-65	WASHER	4		001305	BLADE-CUTOFF 18"	1
16-9	64229-03	LOCKNUT-NYLON 3/8-16	1		001306	BLADE-CUTOFF 24"	1
16-10	016582	SHAFT-CUTOFF PIVOT (USED ON 16" & 18" ONLY)	1				
	016583	SHAFT-CUTOFF PIVOT (USED ON 24" ONLY)	1	16-34	001683	BLADE-SERRATED 16"	1
					001676	BLADE-SERRATED 18"	1
16-11	99-K02	BOLT-5/16-18 X 1	4		001677	BLADE-SERRATED 24"	1
16-12	64141-6	NUT, 5/16-18	4				
16-13	016297.7	LUG-ANTI-ROTATION	1	16-35	001423.6	CLAMP-CUTOFF BLADE (USED ON 16" & 18" ONLY)	1
16-14	016584	SHAFT (USED ON 16" & 18" ONLY)	1		001424.6	CLAMP-CUTOFF BLADE (USED ON 24" ONLY)	1
	016585	SHAFT-LOWER (USED ON 24" ONLY)	1				
16-15	016457.7	ANTI ROTATION LUG	1	16-36	F3701	BOLT, PLOW	4
16-16	99-K27	BOLT-1/4-20 X 1	2	16-37	016508	GUARD, TOE	1
16-17	64141-2	NUT-WLF 1/4-20	2	16-38	64139-18	BLT-WLF 3/8-16X1-1/4	4
16-18	S2006	SPRING-EXT (QTY 4 USED ON 16" & 18") (QTY 6 USED ON 24")		16-39	64123-100	BOLT-3/8-16X2-1/4	1
				16-40	016270.7	CARRIER, FRONT PIVOT (USED ON 16" & 18" ONLY)	1
					016611.7	CARRIER, FRONT PIVOT (USED ON 24" ONLY)	1
16-19	016300	SHAFT-UPPER (USED ON 16" & 18" ONLY)	1				
	016301	SHAFT-UPPER (USED ON 24" ONLY)	1	16-41	001507	BUMPER, RUBBER	1
				16-42	64163-06	WASHER	2
16-20	64163-16	WASHER	1	16-43	64123-60	BOLT, 1/4-20X2 HEX	2
16-21	90-0814	BOLT-1/2 X 1.3/4	4	16-44	64229-01	LOCKNUT-1/4-20	2
16-22	64139-22	BLT-WLF 1/2-13X1	1	16-45	453023	FLATWASHER, 1/4	4
16-23	014082	BUMPER-RUBBER	4				
16-24	64139-21	BLT-WLF 3/8-16X3/4	8				
16-25	64141-13	NUT WLF 1/2-13	6				
16-26	64141-4	NUT-WLF 3/8-16	16				
16-27	001764	BUSHNG-RUBBER BUMPER	1				
16-28	001301.6	FRAME-CUTOFF BLD (USED ON 16" & 18" ONLY)	1				
	001445.6	FRAME-CUTOFF BLD (USED ON 24" ONLY)	1				



# SOD HARVESTER

## 8" ROLLER & CUTOFF CAM -1576

ITEM	PART NO.	DESCRIPTION	QTY	ITEM	PART NO.	DESCRIPTION	QTY
17-1	64139-08	BOLT-5/16-18X3/4	2	17-24	016591.6	SHAFT-SLOW LIFT CAM (16" & 18" ONLY - UNDER 54")	1
17-2	015995	ROLLER-8" DIA. 12"	1		016592.6	SHAFT-FAST LIFT CAM (16" & 18" ONLY - 54" TO 72")	1
	015996	ROLLER-8" DIA. 15"	1		016594.6	SHAFT-FAST LIFT CAM (24" ONLY - UNDER 54")	1
	4160686	ROLLER-8" DIA. 15.38"	1		002586.6	CAM-16" & 18" (16" & 18" ONLY - OVER 72")	1
	015997	ROLLER-8" DIA. 16"	1		002587.6	CAM-24" (24" ONLY - 54" TO 72")	1
	015998	ROLLER-8" DIA. 18"	1	17-25	B1001	BEARING	2
	015999	ROLLER-8" DIA. 24"	1	17-26	64123-87	BOLT-HEX 3/8-16X1-3/4	
17-3	B1111	BEARING	2	17-27	015907	WASHER	4
17-4	F5106	BOLT-CRG 1/2-13	4	17-28	64141-4	NUT-WLF3/8-16	
17-5	F5018	NUT-1/2-13	9	17-29	G8019	KEY, WOODRUFF 1/4 X 1"	2
17-6	OPTION	SPROCKET (REFER TO TABLE ON PAGES 1-57 & 1-58)	2	17-30	OPTION	CAMSTOP RETURN (REFER TO TABLE ON PAGES 1-57 & 1-58)	
17-7	OPTION	BUSHING	1	17-31	F3603	SET SCREW	1
	OPTION	BUSHING (REFER TO TABLE ON PAGES 1-57 & 1-58)	1	17-32	OPTION	BUSHING (REFER TO TABLE ON PAGES 1-57 & 1-58)	
17-8	124422	KEY, 1/4 X 1/4 X 1-3/8	3	17-33	OPTION	CAMSHAFT SPROCKET (REFER TO TABLE ON PAGES 1-57 & 1-58)	
17-9	56-RC40	CHAIN, ROLLER, #40 /FT	A/R	17-34	OPTION	JACKSHAFT SPROCKET (REFER TO TABLE ON PAGES 1-57 & 1-58)	
	81-076	HALFLINK-#40	2	17-35	001567	RETURN CAMSTOP	1
	81-056	CONNECTOR LINK-#40	2		29-010	GREASE FITTING	1
17-10	6550002	BEARING	2	17-36	90-0832	BOLT, 1/2-13 X 4	1
17-11	016404	SHAFT-CUTTING HEAD (USED ON 16" & 18" ONLY)	1	17-37	015761.7	SHIM-CAMSHAFT 24"	A/R
	016405	SHAFT CUTTING HEAD (USED ON 24" ONLY)	1		015762.7	SHIM-CAMSHAFT 16" & 18"	A/R
17-12	6412331	BOLT-1/2-13X3 (USED ON 16" & 18" ONLY)	1	17-38	002011.6	SHIELD-CUTOFF CHAIN	1
	90-0840	BOLT, 1/2-13 X 5 (USED ON 24" ONLY)	1	17-39	6401815	BOLT-CRG 5/16 X 1	4
17-13	90-0814	BOLT-1/2 X 1.3/4	1	17-40	016974.7	BRACKET-IDLER	1
17-14	D2902	SHEAVE	2	17-41	64197001	BLT-TDFM 5/16-18X3/4	3
17-15	6416367	WASHER-.5/16X1X12	5				
17-16	OPTION	BUSHING (REFER TO TABLE ON PAGES 1-57 & 1-58)	2				
17-17	641416	NUT, 5/16-18	4				
17-18	002016	SPACER	1				
17-19	002295	SHIM	A/R				
	002296	SHIM (IN TOOLBOX)	A/R				
17-20	016976.7	BRACKET, IDLER L.H.	1				
17-21	99-K63	BOLT, 1/2-13 X 2"	1				
17-22	640018	NUT-HEX JAM, 1/213	1				
17-23	64123-125	BOLT-HEX 1/2-13X2-3/4	1				



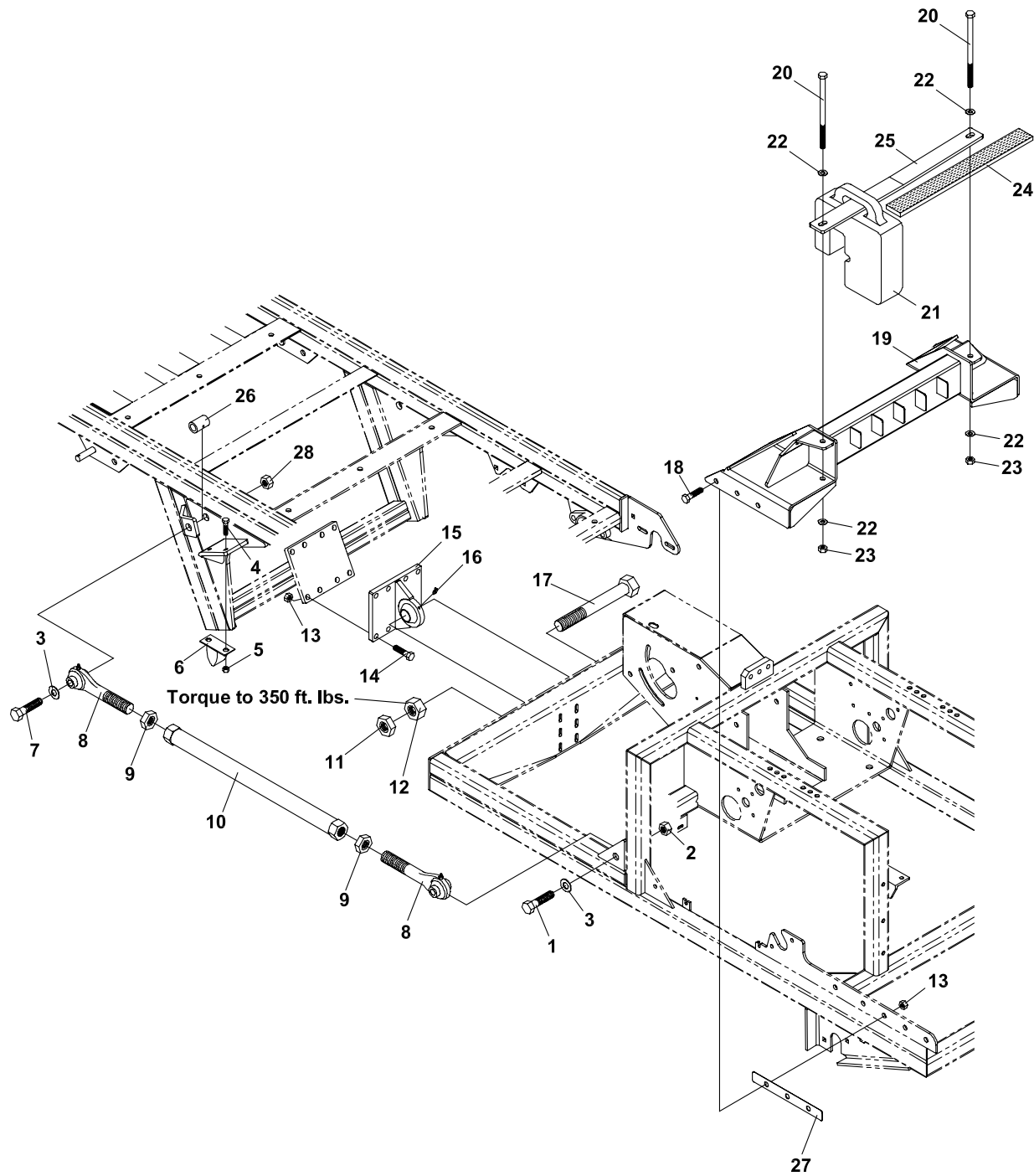
# SOD HARVESTER

# FLOAT ASSIST

ITEM	PART NO.	DESCRIPTION	QTY	ITEM	PART NO.	DESCRIPTION	QTY
22-1	6115962.7	BRACKET, FLOAT ASSIST	2				
22-2	99-K49	U-BOLT	2				
22-3	64025-05	NUT-3/8-16 HEX	4				
22-4	64163-61	WSHR .81X.406X16GA	2				
22-5	99-K87	EYE-BOLT, 3/8-16 X 5	2				
22-6	S2006	SPRING-EXT	2				
22-7	6115963.7	BRKT-FLOAT ASSIST LWR	2				
22-8	64141-4	NUT-WLF 3/8-16	4				

# HEAD PIVOT ASSY & WEIGHT BAR-1570

# SOD HARVESTER



# SOD HARVESTER

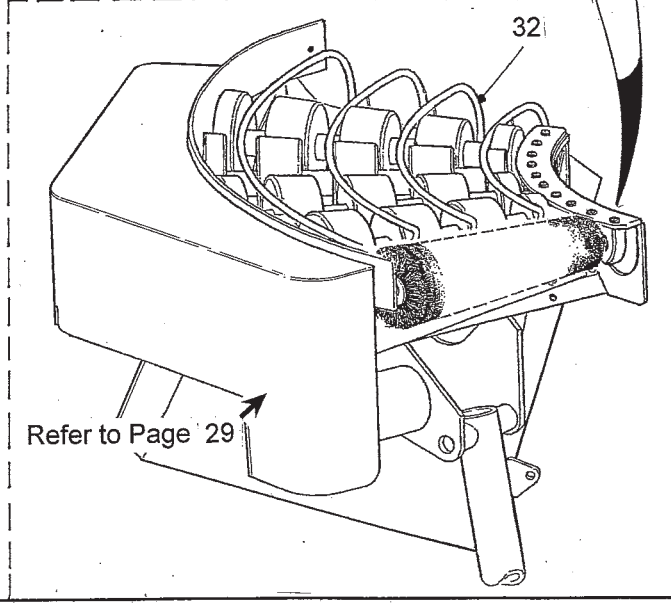
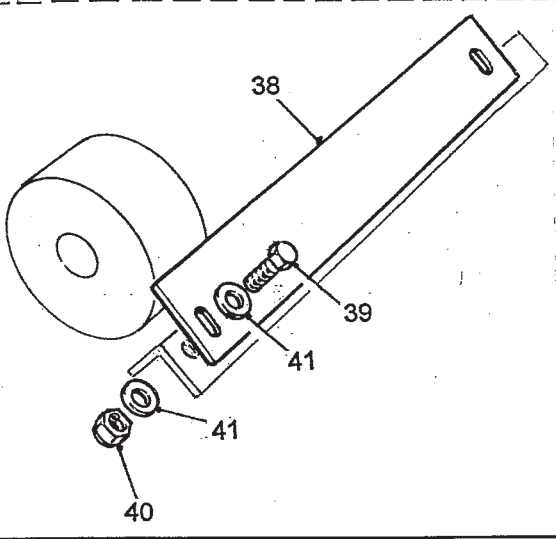
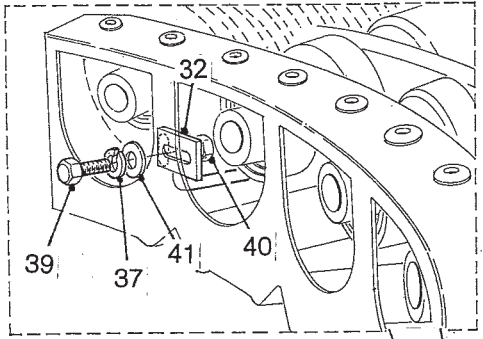
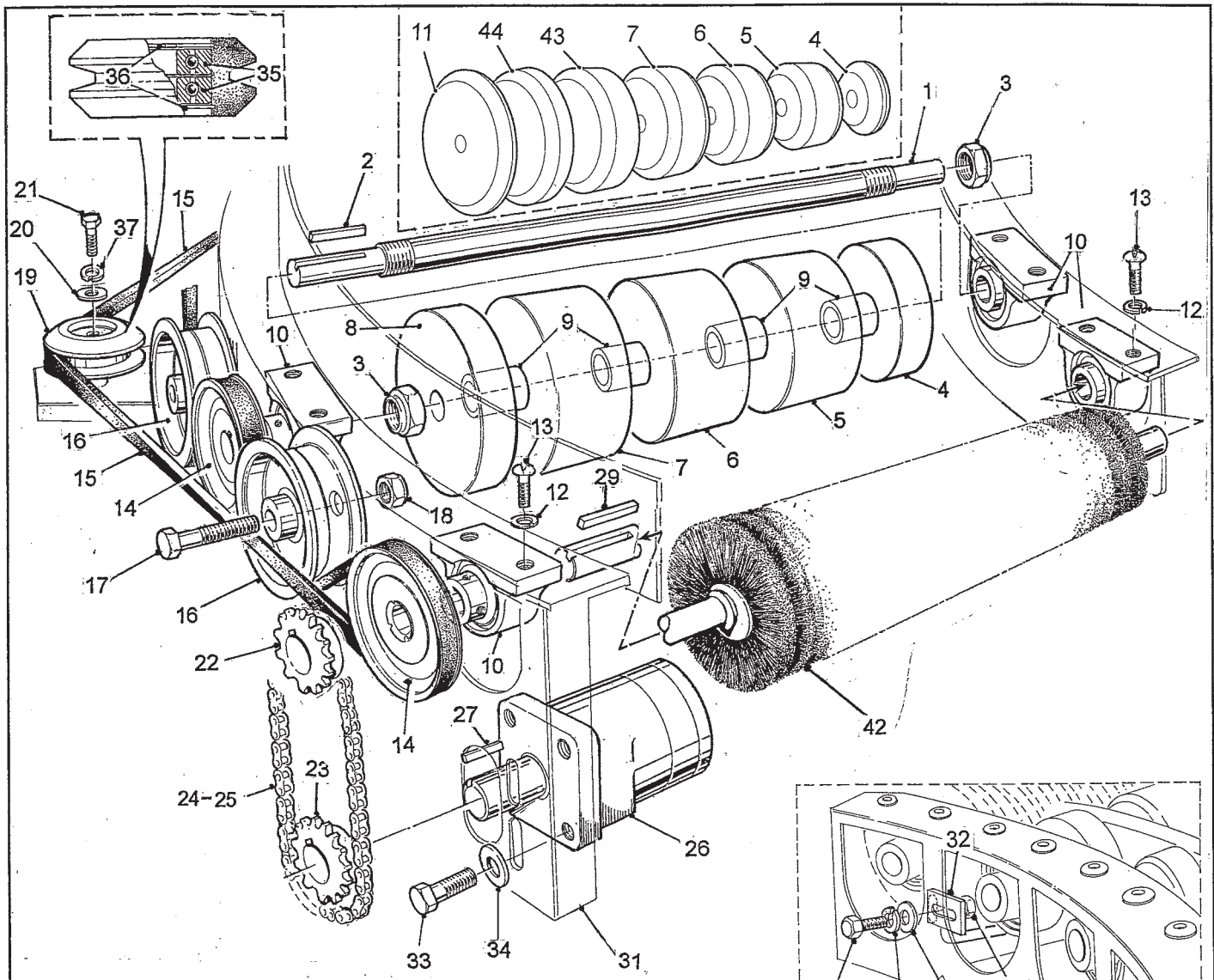
## HEAD PIVOT ASSY & WEIGHT BAR-1570

ITEM	PART NO.	DESCRIPTION	QTY	ITEM	PART NO.	DESCRIPTION	QTY
19-1	90-1228	BOLT,3/4-10 X 3-1/2	2				
19-2	64229-07	LOCKNUT-NYLON 3/4-10	4				
19-3	64163-06	WSHR-.768/.756X1.25X14	4				
19-4	64139-21	BLT-WLF 3/8-16X3/4	4				
19-5	64141-4	NUT-WLF 3/8-16	4				
19-6	014082	BUMPER, RUBBER	2				
19-7	64123-188	BLT-HEX 3/4-10X6	2				
19-8	43-013	ROD END 3/4 X 7 - L.H.	2				
	43-012	ROD END 3/4 X 7 - R.H.	2				
19-9	F221810	NUT, JAM 1-1/8-7 - L.H.	2				
	F221800	NUT, JAM 1-1/8-7 - R.H.	2				
19-10	4160022	ARM, LINK	2				
19-11	99-E66	JAM NUT, 1-1/4	1				
19-12	92-20	NUT, 1-1/4	1				
19-13	64141-13	NUT WLF 1/2-13	14				
19-14	99-K56	BOLT-1/2-13 X 1-1/2	8				
19-15	6115771.7	MOUNT-SWIVEL BALL	1				
19-16	29-045	GREASE FITTING	1				
19-17	90-2044	BOLT, 1-1/4 X 5-1/2	1				
19-18	99-K85	BOLT-FLANGE 1/2-13X1-1/4	6				
19-19	6115993.6	WEIGHT BAR, 16/18 HEAD	1				
	6115992.6	WEIGHT BAR, 24" HEAD	1				
19-20	90-0868	BOLT,1/2 X 8-1/2	2				
19-21	62-540.7	WEIGHT	6				
19-22	64163-67	WAS HER-.516X1X12GA	4				
19-23	64229-05	LOCKNUT, 1/2-13	2				
19-24	Q7475	WEATHERSTRIP-1/2 X 2 19"	1				
19-25	6115990.6	BAR, HOLD DOWN	1				
19-26	4136714.7	SPACER, CONVEYOR	2				
19-27	6109602.7	SHIM-WEIGHT BAR	2				

### NOTE

ITEMS 8, 9 & 10 ARE AVAILABLE  
AS ASSEMBLY - 4160023.







ITEM NO.	PART NO.	DESCRIPTION	QTY
		<b>CURVED CONVEYOR - DRIVE, ROLLERS, PULLEYS &amp; BRUSH</b>	
	H500063	Curved Conveyor - 16/18 in. - Brush & Rollers c/w Stand Assembly	
	H500267	Curved Conveyor - 24 in. - Brush & Rollers c/w Stand Assembly	
	H500361	Curved Conveyor - 16/18 in. - All Brushes c/w Stand Assembly	
	H500362	Curved Conveyor - 24 in. - All Brushes c/w Stand Assembly	
1	H101142	Roller Shaft - 16 inch	4
	H101663	Roller Shaft - 24 inch	4
2	F920314	Key - Roller Shaft 3/16 x 3/16 x 1 1/2	4
3	F271450	Locknut - Rollers to Shaft 7/8 UNF	8
4	H101143	Conveyor Roller 3.68 in. Dia.	4
5	H101144	Conveyor Roller 4.31 in. Dia.	4
6	H101145	Conveyor Roller 4.93 in. Dia.	4
7	H101146	Conveyor Roller 5.56 in. Dia.	4
8	H101147	Conveyor Roller 6.00 in. Dia.	4
9	H101148	Spacer - Rollers	16
10	KB30012	Pillow Block Bearing (metric bolt required.)	10
11	H101666	Conveyor Roller 7.19 in. Dia. - 24 inch	4
12	F360600	Lockwasher 3/8 S.S.	20
13	G0710020	Bolt 10 - 1.5 x 20 (Metric) Soc. Hd. SS.	20
14	KD11044	Pressed Steel Sheave 0.75 in. Bore	5
15	KD61105	"V" Belt	1
16	M500002	Idler Pulley	4
17	F040834	Bolt 1/2 x 3 1/2 UNC. GR.8	4
18	F210800	Locknut 1/2 UNC	4
19	H101176	Idler Sheave. See Note	1
20	H101256	Washer - Retainer	1
21	F040410	Bolt 1/4 UNC x 1 GR. 8	1
22	KD71606	Sprocket - 16 T. 0.75 in. Bore (Standard)	1
	KD71406	Sprocket - 14 T. 0.75 in. Bore (High speed)	1
	KD71806	Sprocket - 18 T. 0.75 in. Bore (Low speed)	1
23	KD71810	Sprocket - 18 T. 1.00 in. Bore ( KD71610. 16T. Option )	1
24	H101286	Chain, Curved Conveyor Drive, #40	1
25	KD71000	Chain Connector Link #40	1
26	KH30007	Conveyor Motor	1
	KH70054	Seal Kit. Conveyor Motor	1
27	F923326	Key - Motor Shaft 3/16 x 3/16 x 2 3/4 lg.	1
29	F920314	Key - Brush Shaft 3/16 x 3/16 x 1 1/2	1
31	H301061	Conveyor Frame - 16 inch	1
	H301208	Conveyor Frame - 24 inch	1
32	H301066	Guide Rods - 16 inch	1
	H301209	Guide Rods - 24 inch	1
33	F040610	Bolt 3/8 UNC x 1 GR. 8	1
34	F330608	Washer 3/8 SAE. GR. 8	4
35	KB16204	Bearing - Idler Sheave	2
36	F815187	Retaining Ring - Idler Sheave	2
37	F310408	Lockwasher 1/4	3
38	H101226	Scraper - Conveyor Roller - 16 inch	4
	H101682	Scraper - Conveyor Roller - 24 inch	4
39	F040406	Bolt 1/4 UNC x 3/4 GR. 8	10
40	F210408	Locknut 1/4 UNC	10
41	F320408	Washer 1/4	18
42	H301095	Coiled Brush Assy. -16 inch	1
	H301207	Coiled Brush Assy. - 24 inch	1
43	H101664	Conveyor Roller 6.19 in. Dia. - 24 inch	4
44	H101665	Conveyor Roller 6.75 in. Dia. - 24 inch	4

**NOTE**

Items 1, 3, 4, 5, 6, 7, 8, 9, are available as assembly: H500058 - 16 inch.

**NOTE**

Items 10 & 14 are available as assembly H500337.

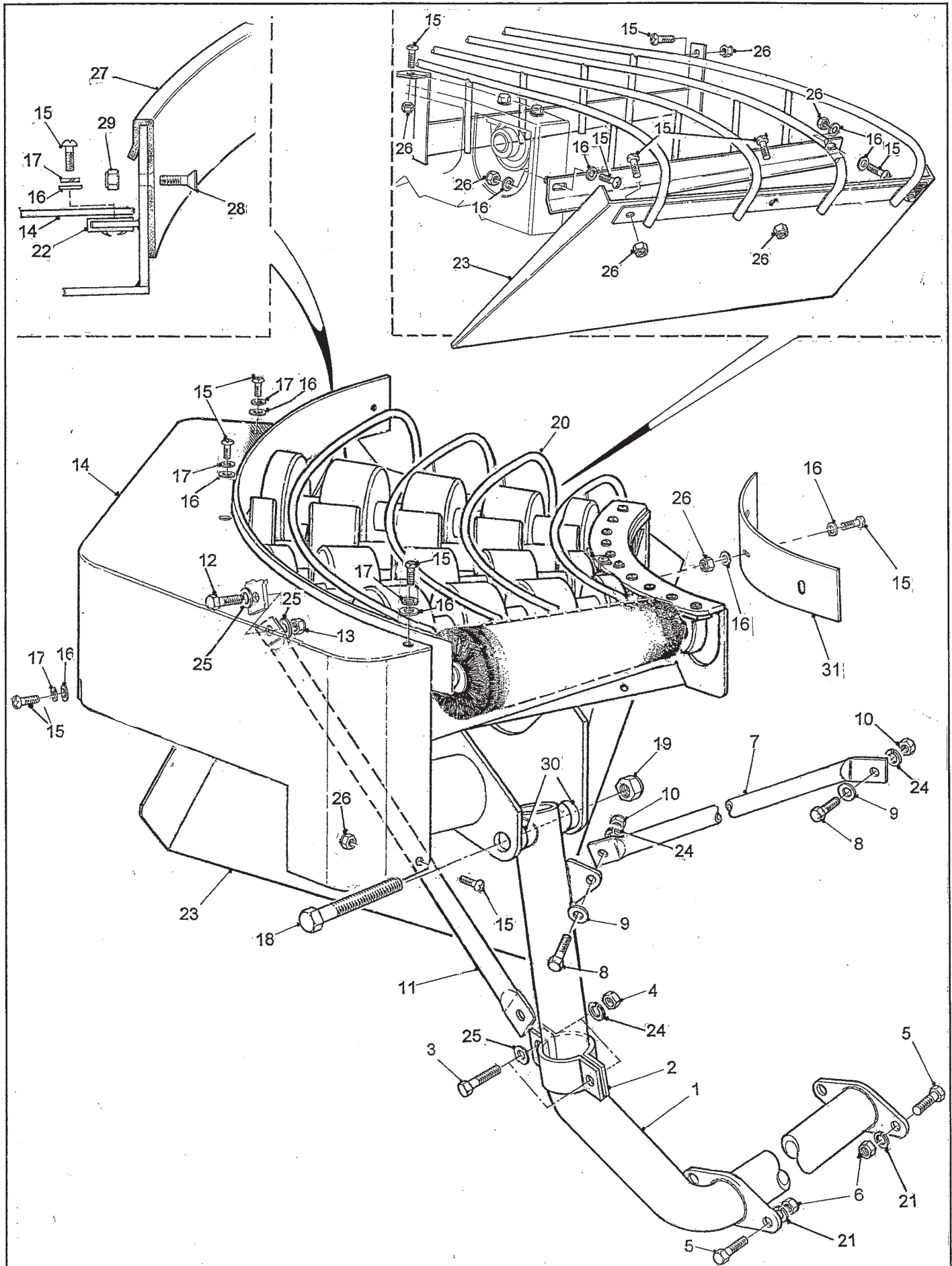
**NOTE**

Items 1, 3, 4, 5, 6, 7, 9, 11, 43 & 44 are available as assembly: H500322 - 24 inch.

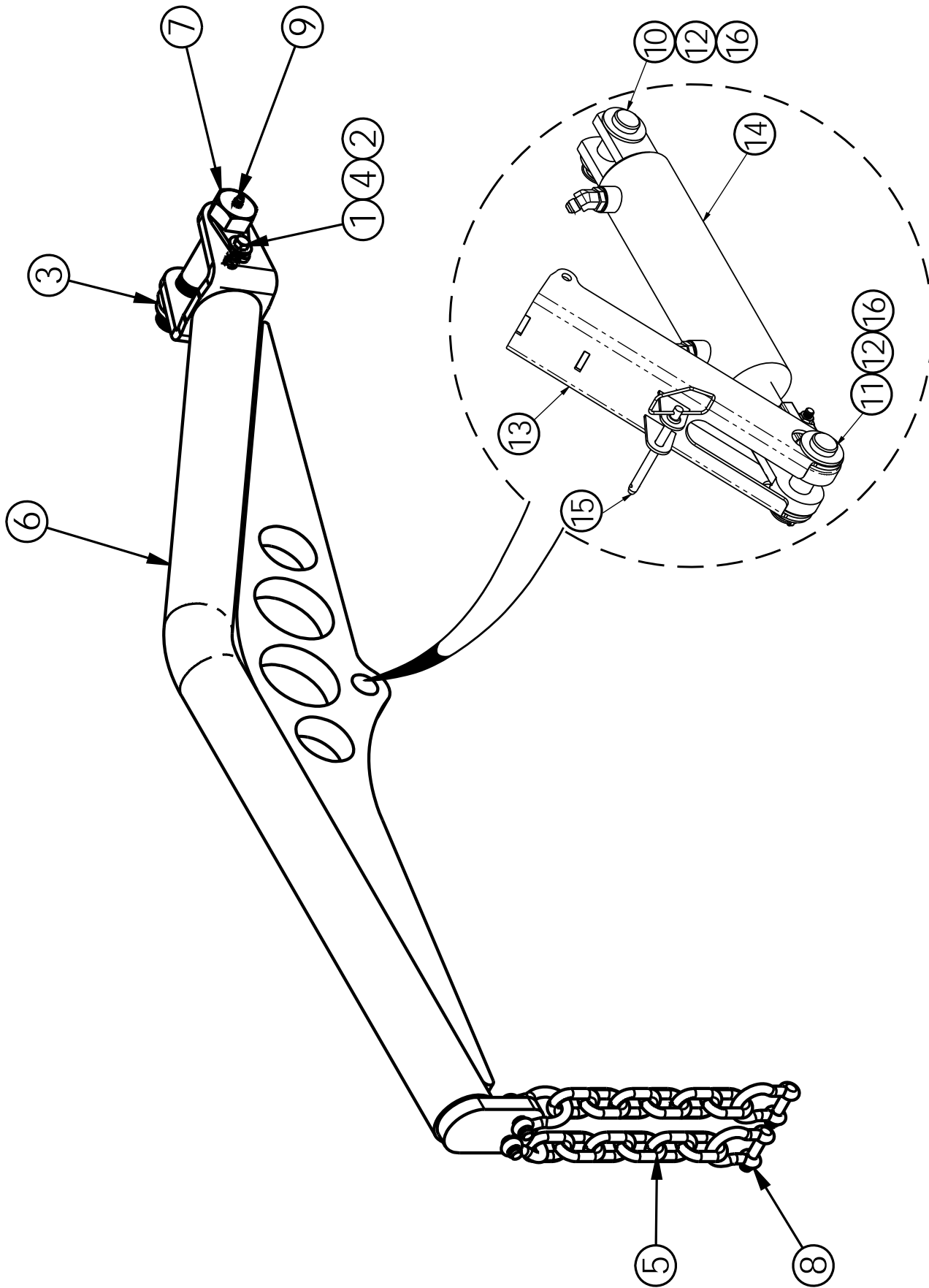
**NOTE**

Items 19, 35 & 36 are replaced as assembly Pt. No. H500062

} See Note



ITEM NO.	PART NO.	DESCRIPTION	QTY
<b>CURVED CONVEYOR SUPPORT, GUARD &amp; CHUTE</b>			
1	H301063	Conveyor Stand	1
2	H101136	Pitch Adjust Clamp	2
3	F040612	Bolt 3/8 unc x 1 1/4 Gr. 8	2
4	F230608	Nut 3/8 unc	2
5	F040814	Bolt 1/2 unc x 1 1/2 Gr. 8	4
6	F230808	Nut 1/2 unc	4
7	H101211	Curved Conveyor Support Strut #2 - 16 & 24 inch	1
	H101685	Curved Conveyor Support Strut #3 - 24 inch (Not Shown)	1
8	F040610	Bolt 3/8 unc x 1 Gr. 8	2
9	F320608	Washer 3/8	2
10	F230608	Nut 3/8 unc	2
11	H101210	Curved Conveyor Support Strut #1 - 16 inch	1
	H101684	Curved Conveyor Support Strut #1 - 24 inch	1
12	F040612	Bolt 3/8 unc x 1 1/4 Gr. 8	1
13	F210608	Locknut 3/8 unc	1
14	H301064	Guard - Conveyor - 16 inch	1
	H301210	Guard - Conveyor - 24 inch	1
15	F580506	Bolt 5/16 unc x 3/4 Pan Hd. Phil. S.S.	12
16	F320508	Washer 5/16	10
17	F310508	Lockwasher 5/16	4
18	F041080	Bolt 1 unc x 8 - Gr. 8	1
19	F231608	Locknut 1 In.	1
20	H301066	Support Rails Ass'y - 16 inch	1
	H301209	Support Rails Ass'y - 24 inch	1
21	F310808	Lockwasher 1/2	4
22	F240500	Clipnut 5/16	4
23	H101224	Chute - 16 inch	1
23	H101681	Chute - 24 inch	1
24	F310608	Lockwasher 3/8	4
25	F320608	Washer 3/8	4
26	F210508	Locknut 5/16 unc	10
27	H101287	Sod Guide (Nylon) - 16 inch	1
	H101687	Sod Guide (Nylon) - 24 inch	1
28	F610404	Screw 1/4 unc x 1/2 Flat Hd. Phil. SS.	2
29	F210408	Locknut 1/4 unc	2
30	H101259	Spacer Tube	2
31	H101693	Inner Guard. Curved Conveyor	1



**Brouwer 1570 & 1576 Sod Harvester  
Lift Arm & Head Lift Cylinder 5065E Tier IV Assemblies**

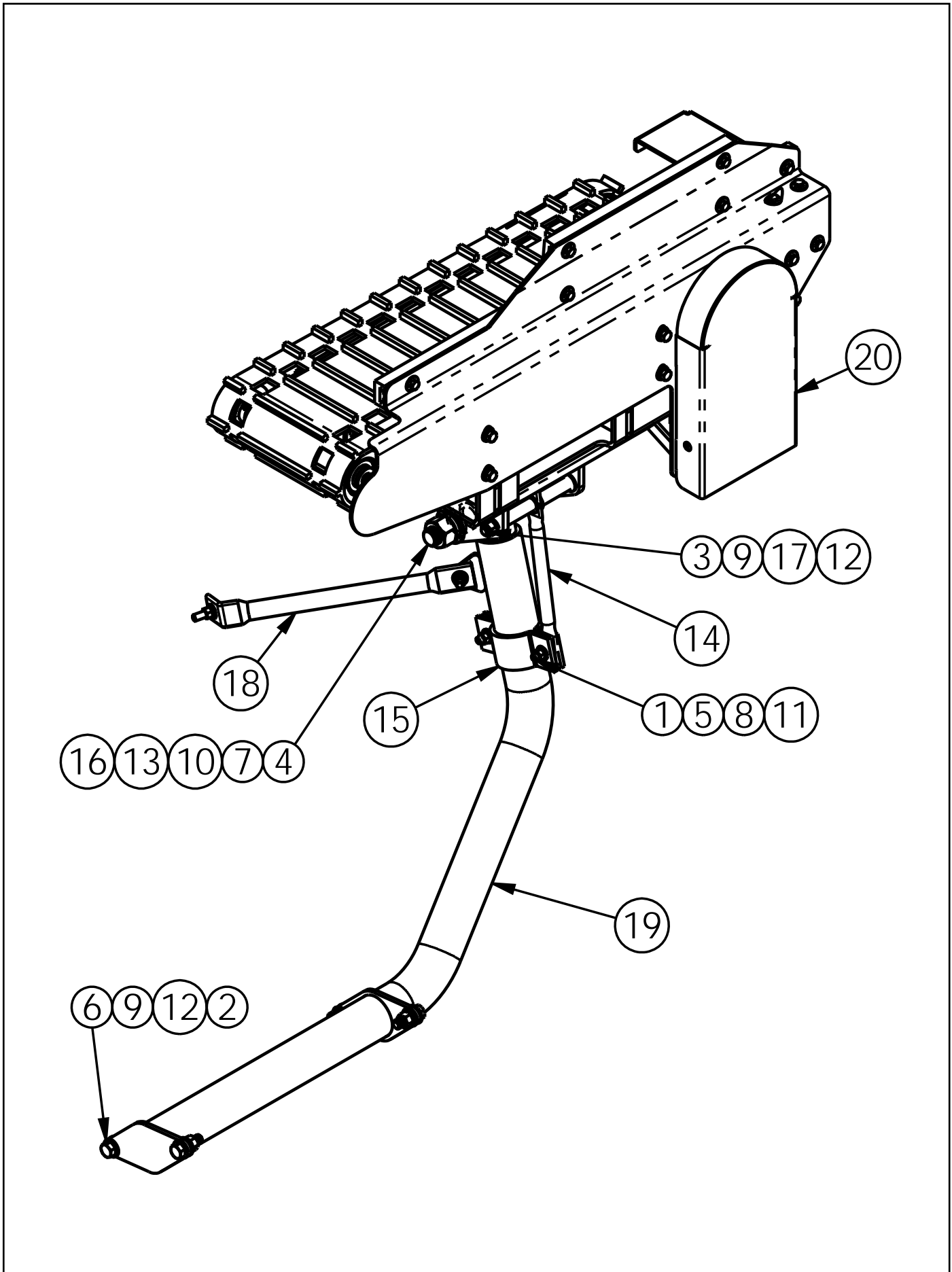
**H500258 - Lift Arm Installation 16/18 in. Assembly**

**H500259 - Lift Arm Installation 24 in. Assembly**

ITEM NO.	PART NO.	QTY.	DESCRIPTION
1	F040512	1	BOLT - 5/16 -18 UNC x 1 1/4 Gr 8
2	F210500	1	NUT-5/16 UNC NYLOC
3	F211600	1	NYLOC NUT 1.00 UNC
4	F320500	1	FLAT WASHER - 5/16
5	H100529	2	HEAD LIFT CHAIN 6 LINK
6	H300105	1	STD LIFT ARM 16/18 IN.
	H300106	1	STD LIFT ARM 24 IN.
7	H300173	1	PIVOT PIN
8	KC01006	4	SCREW PIN SHACKLE - 3/8 - ALLOY STEEL
9	KM11400	1	STRAIGHT GREASE FITTING

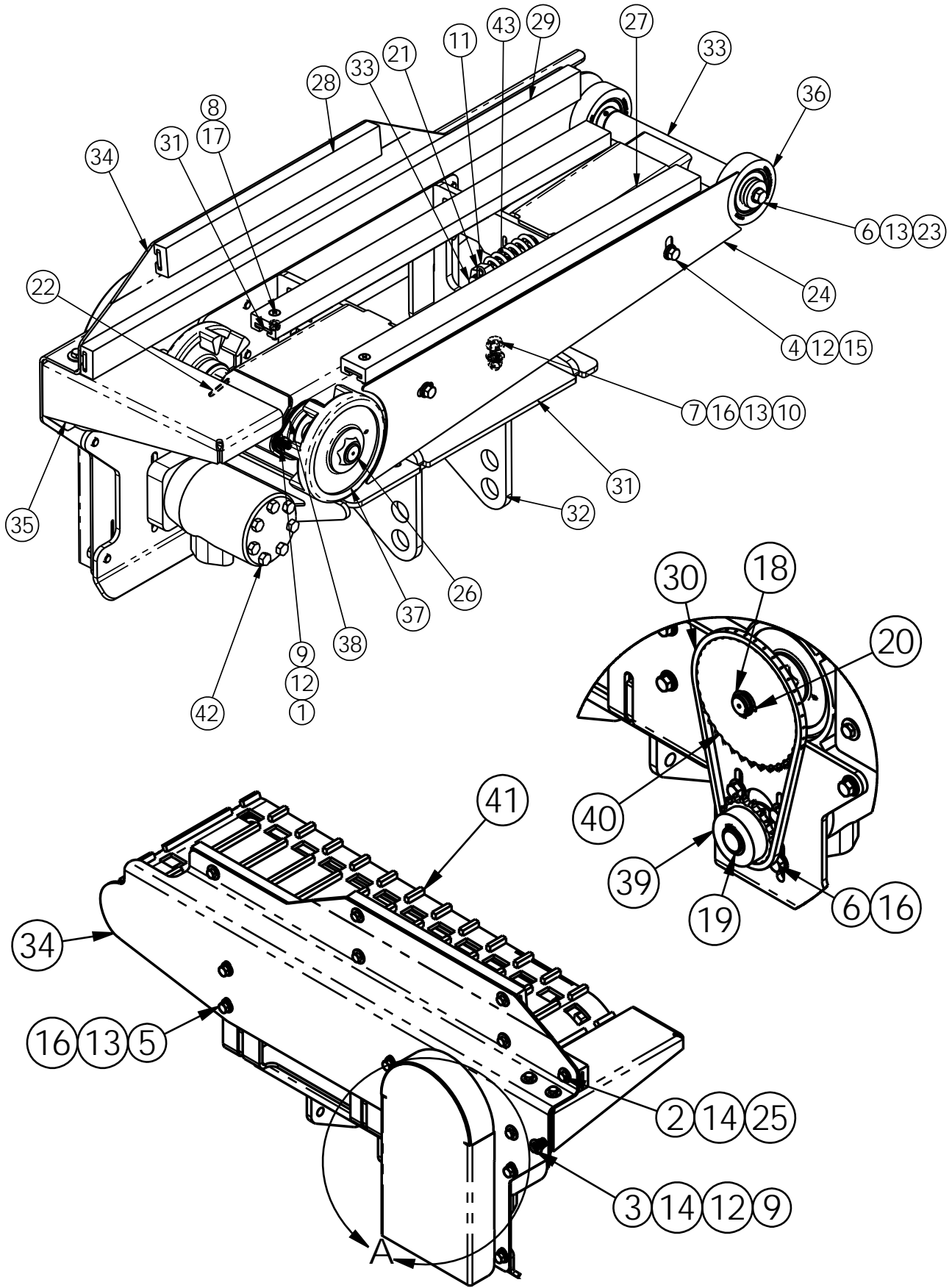
**H510284 - Head Lift Cylinder & Lock 5065E Tier IV Assembly**

ITEM NO.	PART NO.	QTY.	DESCRIPTION
10	KX01630	1	PIN - 1.00 CLEVIS x 3.00 LG.
11	KX01640	1	PIN - 1.00 CLEVIS x 4.00 LG.
12	F331600	4	FLAT WASHER - 1.00 SAE
13	H310285	1	CYLINDER LOCK
14	H500208	1	HEAD LIFT CYLINDER
15	KX06100	1	PIN - 3/8 HITCH x 4 GRIP LG. (C/W LANYARD)
16	KX30319	2	PINS - LYNCH 3/16" x 1 9/16 PIN LENGTH



**Brouwer 1570 & 1576 Sod Harvester  
Cross Conveyor MK2**

ITEM NO.	PART NO.	QTY.	DESCRIPTION
1	F040614	4	HEX HD BOLT - 3/8-16 UNC x 1.50 GR 8
2	F040814	4	BOLT-1/2 UNC X 1 1/2 GR 8
3	F040880	1	BOLT - 1/2 UNC x 7.0 Gr 8
4	F041680	1	BOLT 1.00 - UNC x 8.00 Gr 8
5	F230600	4	NUT - 3/8-16
6	F230800	5	HEX NUT - 1/2 UNC - ZINC PLATED
7	F231600	1	1"- 8 UNC HEX NUT RH THREADS
8	F310600	4	LOCK WASHER - 3/8
9	F310800	5	LOCK WASHER - 1/2
10	F311600	1	LOCK WASHER - 1.00
11	F330600	8	FLAT WASHER SAE 3/8
12	F330800	12	1/2 SAE FLAT WASHER
13	F331600	1	FLAT WASHER - 1.00 SAE
14	H101109	1	CROSS CONVEYOR STRUT TUBE
15	H101136	2	PITCH ADJUST CLAMP HALF
16	H101259	2	SPACER TUBE
17	H101487	2	CROSS CONVEYOR SUPPORT SPACER
18	H101774	1	24" CROSS CONVEYOR STRUT
19	H301096	1	CROSS CONVEYOR STAND 24 IN.
	H301026	1	CROSS CONVEYOR STAND 16/18 IN.
20	H500087	1	CROSS CONVEYOR MK2 LESS STAND & HYD. HOSES



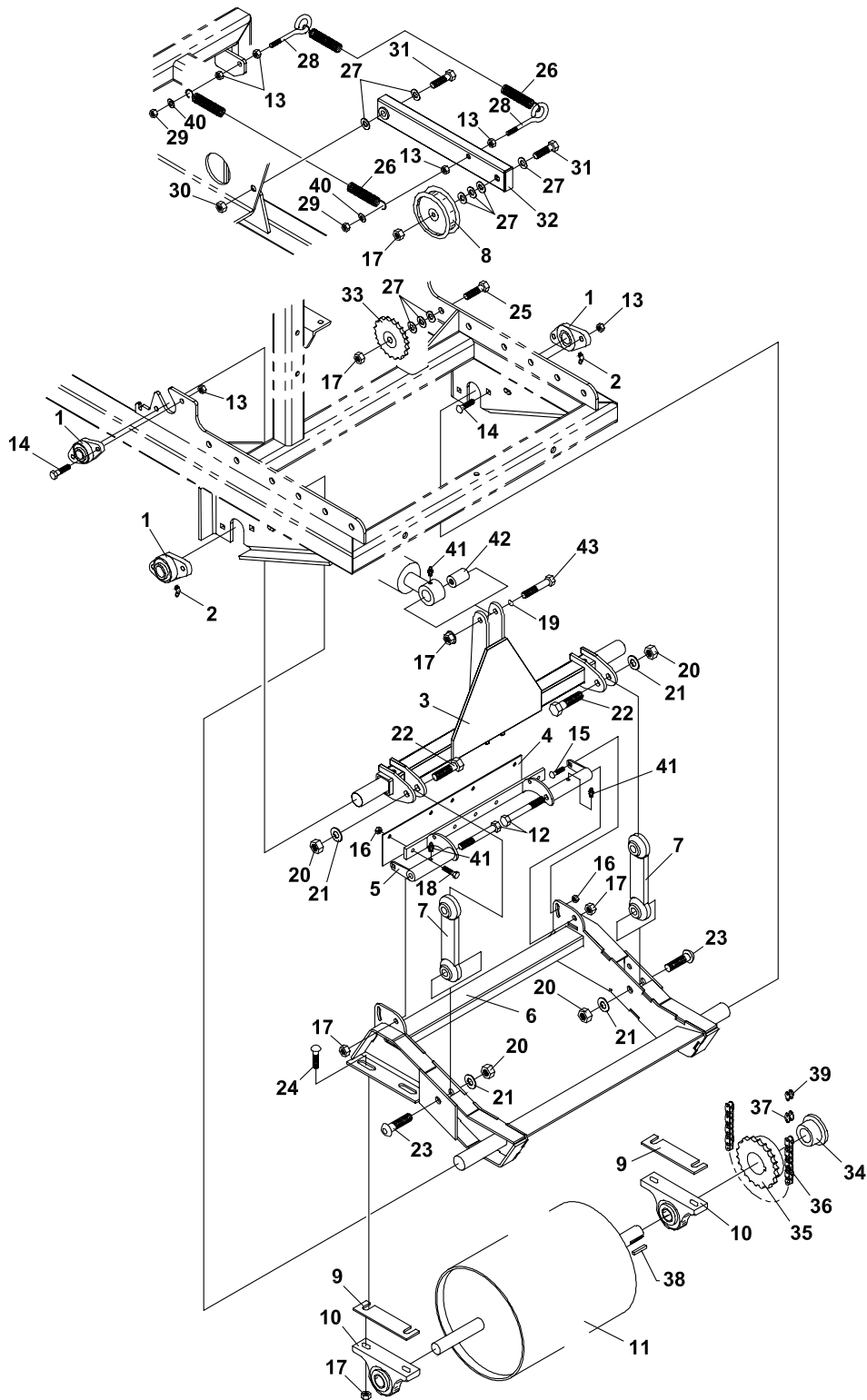


**Brouwer 1570 & 1576 Sod Harvester  
Cross Conveyor MK2 Less Stand**

ITEM NO.	PART NO.	QTY.	DESCRIPTION
1	F020506	4	BOLT - 5/16 UNC x 3/4 Lg CARRIAGE
2	F040504	6	5/16-18 X 1/2 LG HEX BOLT
3	F040506	4	BOLT - 5/16 UNC x 3/4 Gr 8
4	F040510	2	HEX BOLT - 5/16 - 18 UNC x 1.0 LG. GR. 8
5	F040606	6	BOLT 3/8 UNC X 3/4 . Gr 8
6	F040610	6	BOLT - 3/8 UNC x 1.0 Gr 8
7	F040612	3	BOLT - 3/8 UNC x 1 1/4 Gr 8
8	F210400	2	1/4-20 UNC NYLOC NUT
9	F230500	8	HEX NUT - 5/16-18 UNC
10	F230600	3	NUT - 3/8-16
11	F251200	1	NUT - 3/4 COIL BARE
12	F310500	10	LOCK WASHER - 5/16
13	F310600	11	LOCK WASHER - 3/8
14	F320500	10	FLAT WASHER - 5/16
15	F330500	2	5/16 SAE WASHER
16	F330600	16	FLAT WASHER SAE 3/8
17	F610413	2	SCREW 1/4 UNC X 1.3/8 FLAT HD. PHILLIPS .S.S
18	F820087	2	RETAINING RING, EXTERNAL, 7/8
19	F820100	1	RETAINING RING, EXTERNAL, 1.00 - TRU ARC N5100-100
20	F923307	1	KEY 3/16 x 3/16 x 0.88 LG.
21	F940215	1	HAIRPIN COTTER - 3/32 x 1.625 LG.
22	F940312	2	SPRING PIN 3/16 x 1.25
23	H100045	2	RETAINER WASHER CONNECTING ROD
24	H101227	1	CROSS CONVEYOR FRONT GUARD
25	H101312	6	SLIDER NUT BAR
26	H101313	1	DRIVE SHAFT
27	H101326	2	CROSS CONVEYOR SLIDER 22.0 IN.
28	H101327	1	CROSS CONVEYOR SLIDER 14.0 IN.
29	H101328	1	CROSS CONVEYOR SLIDER 32.0 IN.
30	H101592	1	DRIVE CHAIN CROSS CONVEYOR
31	H301087	1	CROSS CONVEYOR FRAME W/A
32	H301090	1	CROSS CONVEYOR BASE
33	H301091	1	CROSS CONVEYOR TENSIONER WELDMENT
34	H301093	1	CROSS CONVEYOR REAR GUARD
35	H301094	1	CROSS CONVEYOR EXTENSION SUPPORT
36	H500049	2	URETHANE ROLLER BEARING ASSEMBLY
37	H500345	2	DRIVE SPROCKET CROSS CONVEYOR ASSEM (KIMPEX)
38	KB34014	2	PRESSED STEEL FLANGE BEARING TWO BOLT - 1.00 DIA.
39	KD71810	1	SPROCKET #40 CHAIN 18 TOOTH 1.0 BORE
40	KD73607	1	SPROCKET #40 CHAIN 36T 7/8 BORE
41	KD90002	1	CROSS CONVEYOR BELT
42	KH30007	1	CONVEYOR MOTOR
43	KS10050	1	COMPRESSION SPRING 1.06 I.D. x 0.192 WIRE DIA. X 4.25 LG.

# ROLLER & CHAIN DRIVES (16" & 18")-1570

# SOD HARVESTER

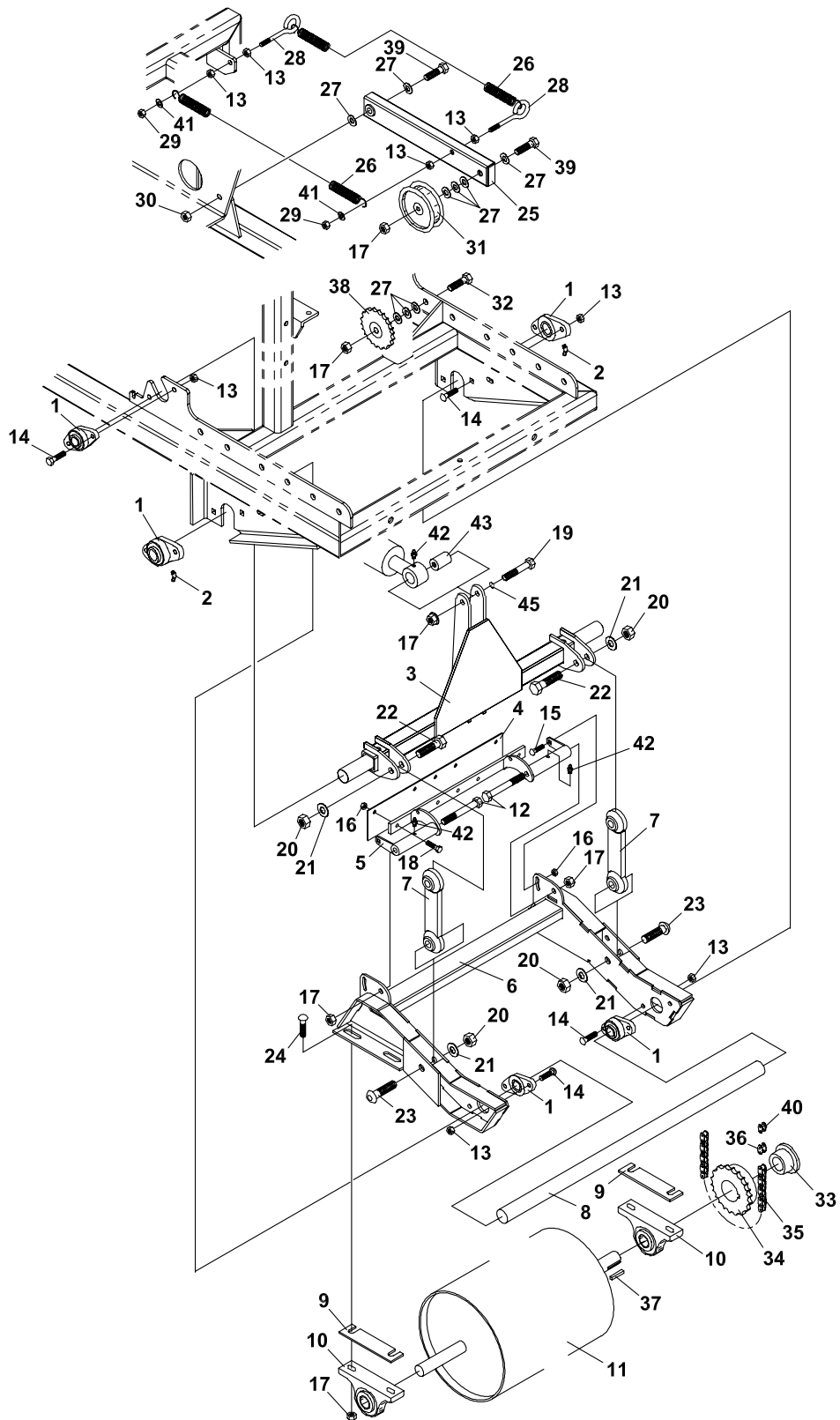


# SOD HARVESTER

## ROLLER & CHAIN DRIVES (16" & 18")-1570

ITEM	PART NO.	DESCRIPTION	QTY	ITEM	PART NO.	DESCRIPTION	QTY
20-1	B0122	BEARING	4	20-36	56-RC40	CHAIN, ROLLER, #40 /FT	A/R
20-2	29-045	GREASE FITTING	2	20-37	81-056	CONNECTOR LINK, #40	1
20-3	6115983	ROLLER DEPTH CRANK	1	20-38	124422	KEY,1/4 X 1/4 X 1-3/8	1
20-4	4160687	BLADE-SCRAPER 15.5" SP	1	20-39	81-076	#40 HALF LINK	A/R
	001326	BLADE-SCRAPER 16"	1	20-40	64163-61	WSHR .81X.406X16GA	2
	001327	BLADE-SCRAPER 18"	1	20-41	29-010	GREASE FITTING	3
20-5	6115491	SCRAPER FRAME	1	20-42	6115979	SPACER	1
20-6	6115883	FRAME-RLR MOUNTING	1	20-43	64123-	BOLT-HEX 1/2-13X2-3/4	1
20-7	6115104	LIFT LINK	2				
20-8	D2902	SHEAVE, BELT IDLER	1				
20-9	002295	SHIM-10GA.	A/R				
	002296	SHIM-16GA. (IN TOOLBOX)	A/R				
20-10	B1111	BEARING	2				
20-11	015996	ROLLER-8" DIA. 15"	1				
	4160686	ROLLER-8" DIA. 15.38" SP	1				
	015997	ROLLER-8" DIA. 16"	1				
	015998	ROLLER-8" DIA. 18"	1				
20-12	64123-166	BLT-HEX 1/2-13X5-1/2	2				
20-13	64141-4	NUT-WLF 3/8-16	12				
20-14	64018-7	BLT-CRG 3/8-16X1-1/4	8				
20-15	97-0506	BLT-CRG 5/16-18 X 3/4	2				
20-16	64141-6	NUT, 5/16-18	7				
20-17	64141-13	NUT WLF 1/2-13	9				
20-18	64139-08	BOLT-5/16-18X3/4	5				
20-19	64006-05	LOCKWSHR-HELICAL 1/2	1				
20-20	99-A10	LOCKNUT-5/8-11	4				
20-21	64163-16	WASHER-41/64 X 1-3/8 X 12	4				
20-22	90-1018	BOLT,5/8-11 X 2-1/4	2				
20-23	99-K98	BOLT, 5/8-11 X 2-1/4	2				
20-24	F5106	BOLT-CRG 1/2-13	4				
20-25	64123-24	BLT-HEX 1/2-13X2	1				
20-26	S2003	SPRING, EXTENSION	2				
20-27	64163-67	WASHER-.516X1X12GA	A/R				
20-28	99-K18	EYE-BOLT, 3/8 X 3-7/8	2				
20-29	99-A06	LOCKNUT	2				
20-30	64229-05	LOCKNUT, 1/2-13	1				
20-31	64123-31	BOLT-1/2-13X3	2				
20-32	6115877.7	IDLER ARM	1				
20-33	83-4017E08	IDLER	1				
20-34	83-H18	BUSHING	1				
20-35	OPTION	SPROCKET	1				

(REFER TO TABLE ON PAGES 1-55 & 1-56)



# SOD HARVESTER

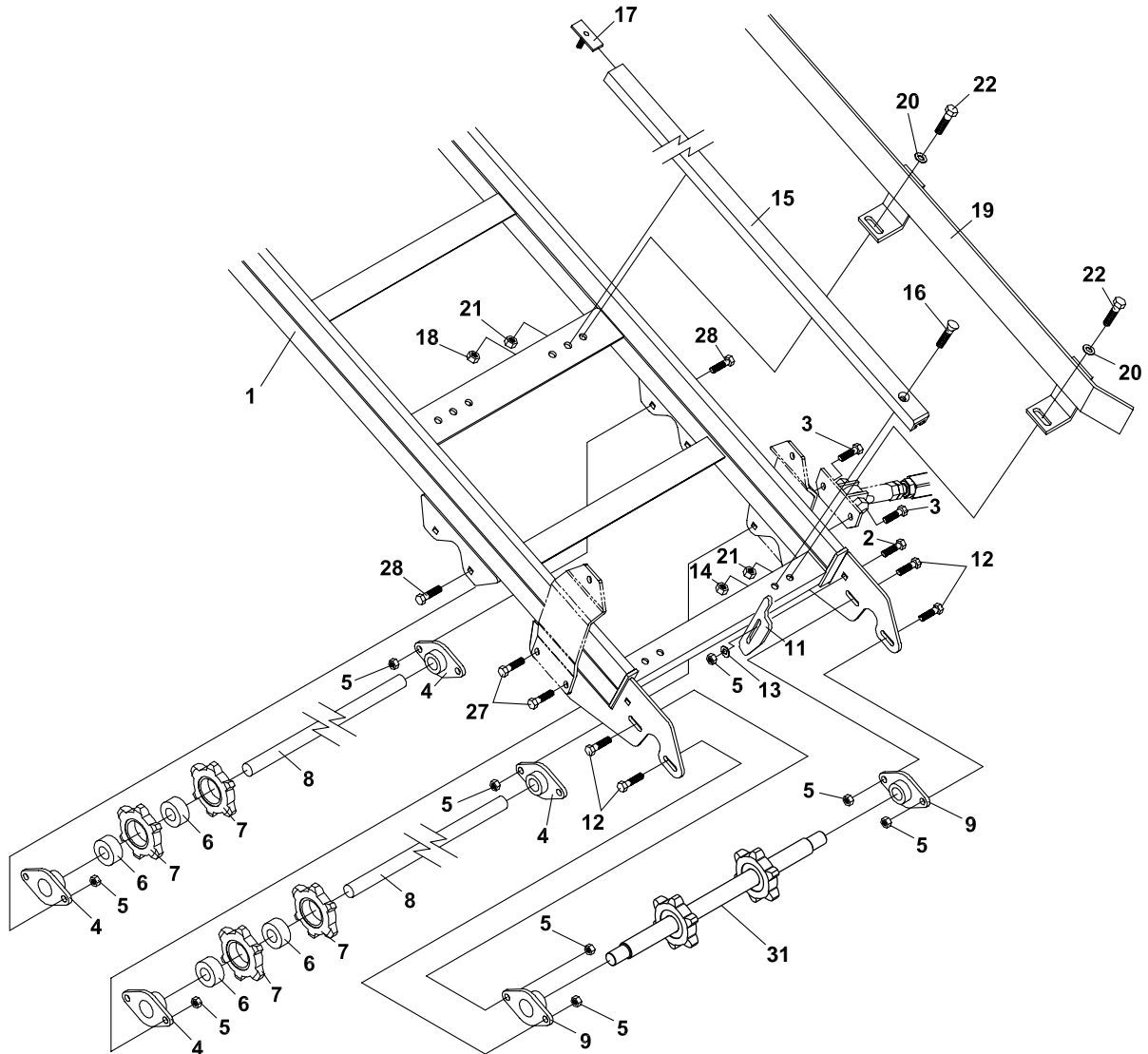
## ROLLER & CHAIN DRIVES (24")-1570

ITEM	PART NO.	DESCRIPTION	QTY	ITEM	PART NO.	DESCRIPTION	QTY
21-1	B0122	BEARING	6	21-41	64163-61	WSHR .81X.406X16GA	2
21-2	29-045	GREASE FITTING	2	21-42	29-010	GREASE FITTING	3
21-3	6115975	ROLLER DEPTH CRANK	1	21-43	6115979	SPACER	1
21-4	001328	BLADE-SCRAPER 24"	1	21-44	64123-	BOLT-HEX 1/2-13X2-3/4	1
21-5	6115509	SCRAPER FRAME	1				
21-6	6115888	FRAME-ROLLER MOUNTING	1				
21-7	6115104	LIFT LINK	2				
21-8	6115477	SHAFT-ROLLER MOUNT 24"	1				
21-9	002295	SHIM-10GA.	A/R				
	002296	SHIM-16GA.	A/R				
		(IN TOOL BOX)					
21-10	B1111	BEARING	2				
21-11	015999	ROLLER-8" DIA. 24"	1				
21-12	64123-166	BLT-HEX 1/2-13X5-1/2	2				
21-13	64141-4	NUT-WLF 3/8-16	16				
21-14	64018-7	BLT-CRG 3/8-16X1-1/4	12				
21-15	97-0506	BLT-CRG 5/16-18 X 3/4	2				
21-16	64141-6	NUT, 5/16-18	7				
21-17	64141-13	NUT WLF 1/2-13	9				
21-18	64139-08	BOLT-5/16-18X3/4	5				
21-19	64006-05	LOCKWSHR-HELICAL 1/2	1				
21-20	99-A10	LOCKNUT-5/8-11	4				
21-21	64163-16	WASHER-41/64 X 1-3/8 X 12	4				
21-22	90-1018	BOLT,5/8-11 X 2-1/4	2				
21-23	99-K98	BOLT, 5/8-11 X 2-1/4	2				
21-24	F5106	BOLT, CARRIAGE 1/2-13	4				
21-25	6115877.7	IDLER ARM	1				
21-26	S2003	SPRING, EXTENSION	2				
21-27	64163-67	WASHER-.516X1X12GA	A/R				
21-28	99-K18	EYE-BOLT, 3/8 X 3-7/8	2				
21-29	99-A06	LOCKNUT	2				
21-30	64229-05	LOCKNUT, 1/2-13	1				
21-31	D2902	SHEAVE	1				
21-32	99 K82	BOLT FLANGE 1/2 13 X 2	1				
21-33	83-H20	BUSHING	1				
21-34	OPTION	SPROCKET	1				
		(REFER TO TABLE ON PAGES 1-55 & 1-56)					
21-35	56-RC40	CHAIN, ROLLER, #40 /FT	A/R				
21-36	81-056	CONNECTOR LINK, #40	1				
21-37	124422	KEY,1/4 X 1/4 X 1-3/8	1				
21-38	83-4017E08	IDLER	1				
21-39	64123-31	BOLT-1/2-13X3	2				
21-40	81-076	#40 HALF LINK	1				

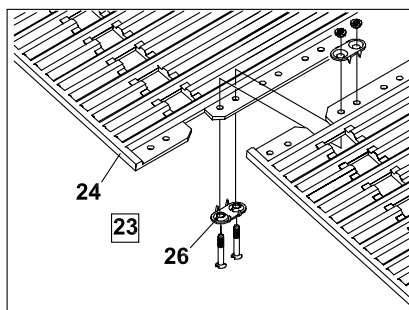
# RUBBER MAT - 16" & 18"

# SOD HARVESTER

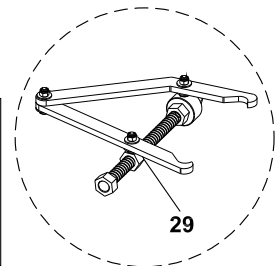
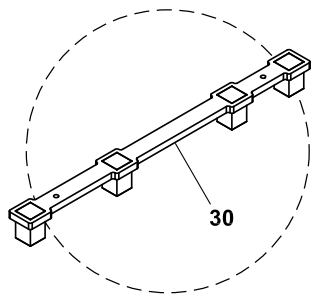
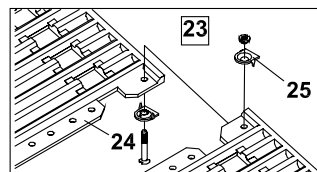
## FRONT IDLERS & SLIDERS RUBBER MAT - 16" & 18"



18" Rubber Belt



16" Rubber Belt



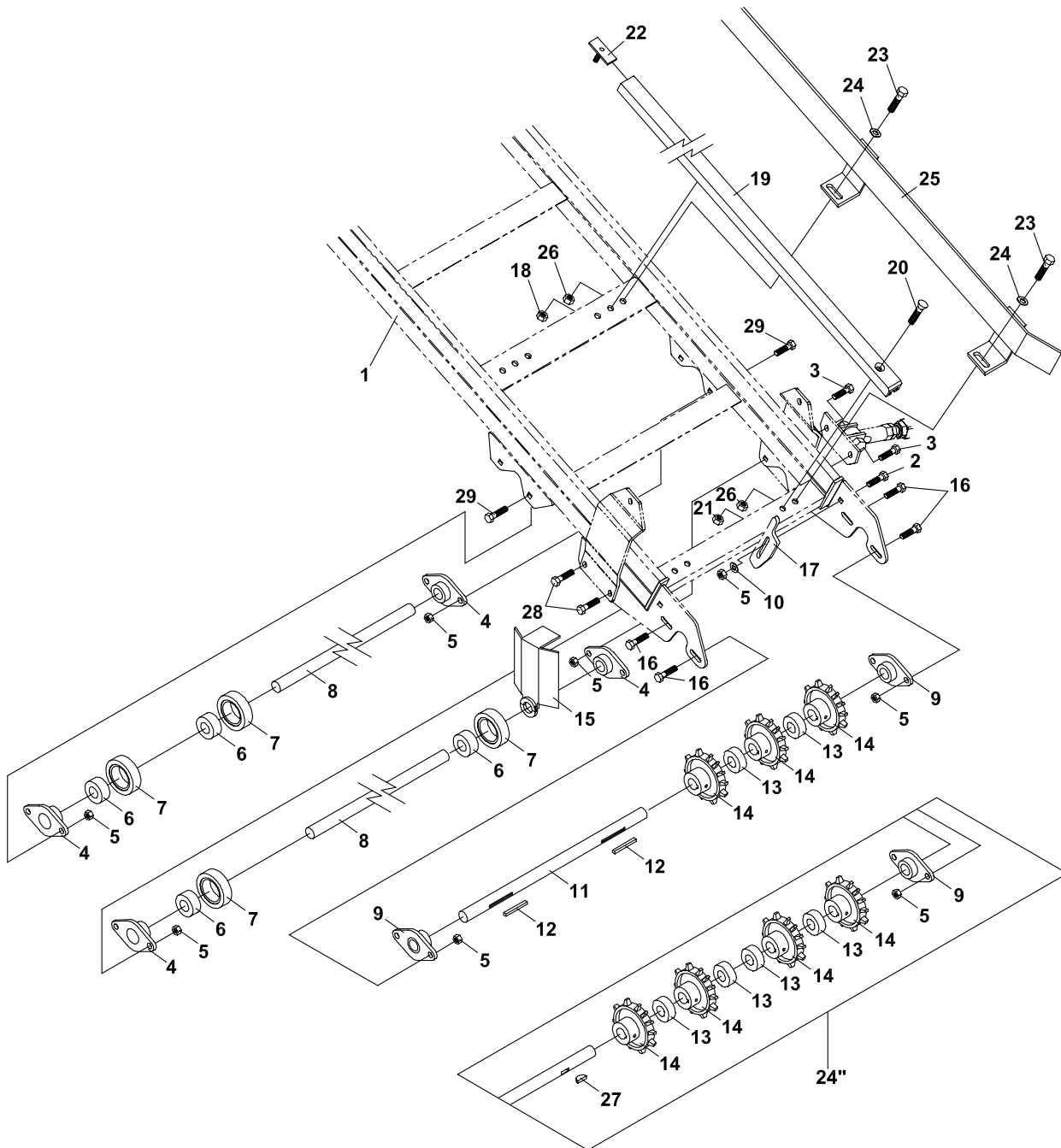
# SOD HARVESTER

## RUBBER MAT - 16" & 18"

ITEM	PART NO.	DESCRIPTION	QTY	ITEM	PART NO.	DESCRIPTION	QTY
23-1	4131780	CONVEYOR, 16"/18" 1565/1570	1	23-25	002641	HALF MAT SPLICER (USED ON 16" ONLY)	2
	016392	CONVEYOR, 16"/18" 1560/1576	1				
23-2	F4101	BOLT-CRG 7/16-14 X 1-1/4	2	23-26	G8008	MAT SPLICER 16" (USE QTY 3 ON 16" & QTY 5 ON 18")	
23-3	90-0714	BOLT, 7/16-14 X 1-3/4 (USED ON MODEL 1570 ONLY)	2				
23-4	016382.7	FLANGE, SHAFT (QTY 4 USED ON MODEL 1570) (QTY 2 USED ON MODEL 1576)		*	M5016	NUT DRIVER	1
	F2607	SET SCREW, 5/16-18 X 1/4	2	*	03-028	CLIP-TRACK (WIDE)	A/R
						(ITEMS 27 & 28 USED ON 1570 ONLY)	
23-5	64229-04	S LCK NUT-NYLN 7/16-14	14	23-27	90-0712	BOLT, 7/16-14 X 1-1/2	2
23-6	B2022	BEARING (QTY 4 USED ON MODEL 1570) (QTY 2 USED ON MODEL 1576)		23-28	90-0710	BOLT, 7/16-14 X 1-1/4	4
23-7	014268	DRIVESPROCKET (QTY 4 USED ON MODEL 1570) (QTY 2 USED ON MODEL 1576)		23-29	S500002	CONVEYOR BELT TIGHTENER	1
23-8	009472	SHAFT, IDLER (QTY 2 USED ON MODEL 1570) (QTY 1 USED ON MODEL 1576)		23-30	S300014	CONVEYOR MAT JOINER JIG	1
23-9	55-FB23016	BEARING	2	23-31	B300279	LOWER IDLER SHAFT 16 IN. & 18 IN.	1
23-11	016352.7	PLATE-ADJ WEDGE	2				
23-12	F4104	BOLT-CRG 7/16"	4				
23-13	64163-43	WSHR.443/.454X1X11	2				
23-14	64229-05	LOCKNUT, 1/2-13 NYLON	2				
23-15	016361	SLIDER, CONVEYOR	2				
23-16	F5736	W E R C S	2				
23-17	016661	SLIDER T-BOLT	6				
23-18	F3013	LOCKNUT-FLANGED	6				
23-19	016425.7	GUIDE-SOD LH 16"	1				
*	016426.7	GUIDE-SOD RH 16"	1				
23-20	64163-67	WASHER-.516X1X12	6				
23-21	F5012	NUT, JAM	6				
23-22	99-K59	BOLT, 1/2-13 X 1	6				
23-23	A02009	KIT-16" RUBBER BELT ASSY	1				
	A02010	KIT-18" RUBBER BELT ASSY	1				
23-24	002636	BELT-16" CONVEYOR	1				
	002637	BELT-18" CONVEYOR	1				

\* NOT ILLUSTRATED

## FRONT IDLERS & SLIDERS MINTEX MAT - 16", 18" & 24"





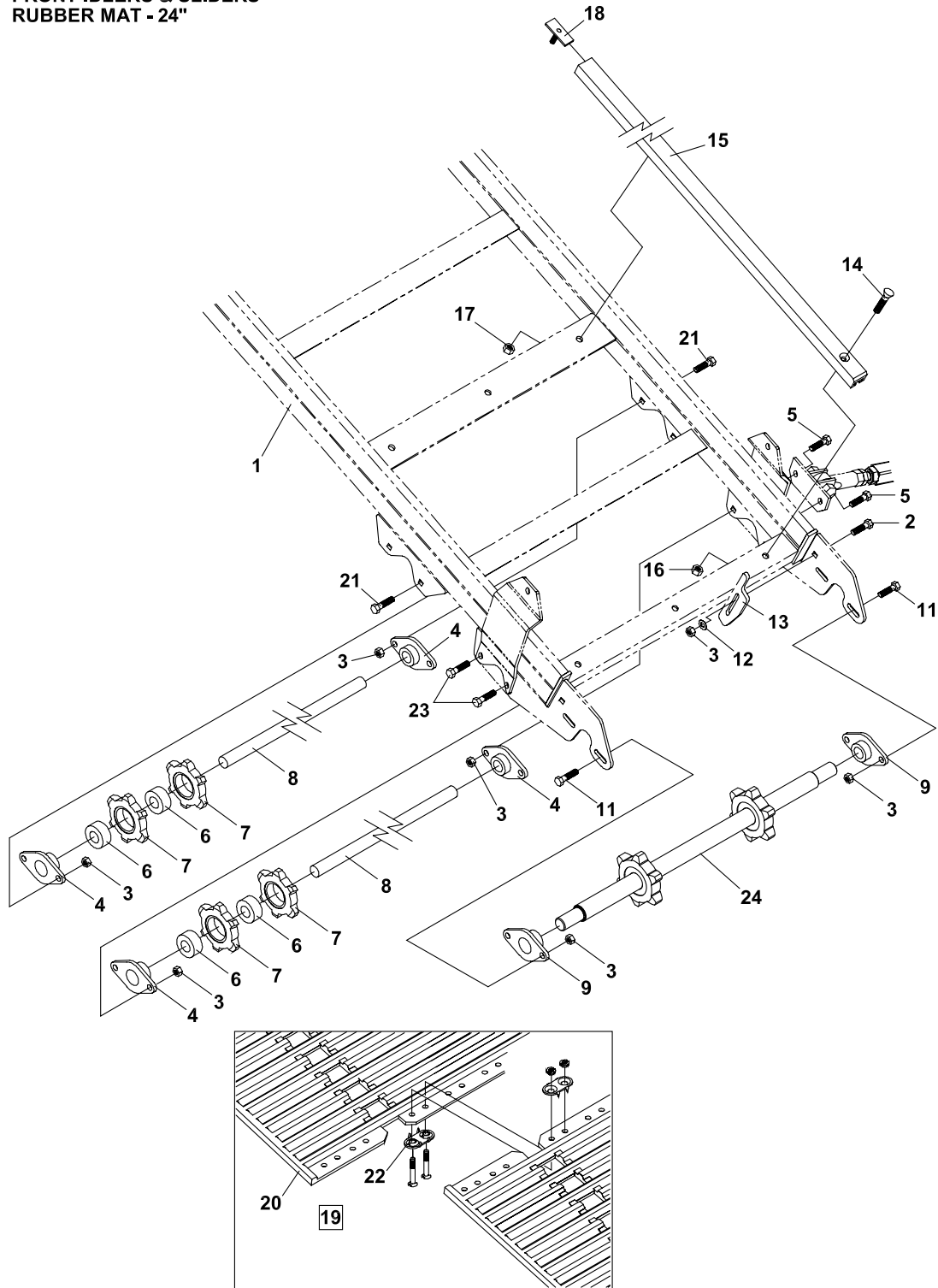
# SOD HARVESTER

# MINTEX MAT - 16", 18" & 24"

ITEM	PART NO.	DESCRIPTION	QTY	ITEM	PART NO.	DESCRIPTION	QTY
24-1	4131780	CONVEYOR, 16/18" 1565/1570	1	24-21	64229-05	LOCKNUT, 1/2-13 (USE QTY 2 ON 16" & 18", QTY 3 ON 24")	
	016392	CONVEYOR, 16/18" 1560/1576	1				
	4133112	CONVEYOR, 24" 1565/1570	1	24-22	016661	SLIDER-T BOLT (USE QTY 6 ON 16" & 18", QTY 9 ON 24")	
	016393	CONVEYOR, 24" 1560/1576	1				
24-2	F4101	BOLT-CRG 7/16-14 X 1-1/4	2	24-23	99-K59	BOLT, 1/2-13 X 1 BH	6
24-3	90-0714	BOLT, 7/16-14 X 1-3/4	2	24-24	64163-67	WASHER-.516X1X12	6
24-4	016382.7	FLANGE-SHAFT	4	24-25	016425.7	GUIDE-SOD LH 16"	1
	F2607	SET SCREW, 5/16-18 X 1/4	2		016426.7	GUIDE-SOD RH 16"	1
24-5	64229-04	LOCKNUT, 7/16-14	14	24-26	F5012	NUT, JAM NYLON INSERT	6
24-6	B2022	BEARING (USE QTY 4 ON 16" & 18", QTY 8 ON 24")		24-27	G8019	KEY-1/4 X 1 (24")	3
24-7	014074	IDLER ROLLER (USE QTY 4 ON 16" & 18", QTY 8 ON 24")		*	001510	BELT-MINTEX CONVEYOR (USED ON 16")	1
24-8	009472	SHAFT-16" & 18"	2	*	001511	BELT-MINTEX CONVEYOR (USED ON 18")	1
	016683	SHAFT-24"	2	*	001512	BELT-MINTEX CONVEYOR (USED ON 24")	1
24-9	55-FB23016	BEARING	2	24-28	90-0712	BOLT, 7/16-14 X 1-1/2	2
24-10	64163-43	WSHR.443/.454X1X11	2	24-29	90-0710	BOLT, 7/16-14 X 1-1/4	4
24-11	016649	SHAFT-IDLER 16" & 18"	1				
	016650	SHAFT-IDLER 24"	1				
24-12	124422	KEY, 1/4 X 1/4 X 1-3/8 (USED ON 16" & 18" ONLY)	2				
24-13	85-SC16	SET COLLAR (USE QTY 2 ON 16" & 18", QTY 4 ON 24")					
24-14	014058	SPROCKET, THIN (USE QTY 3 ON 16" & 18", QTY 4 ON 24")					
24-15	002206.7	GUIDE, MAT (USED ON 16" & 18" ONLY)	1				
24-16	F4104	BOLT-CRG 7/16"	4				
24-17	016352.7	PLATE-ADJ WEDGE	2				
24-18	F3013	LOCKNUT-FLANGED (USE QTY 6 ON 16" & 18", QTY 9 ON 24")					
24-19	016361	SLIDER-CONVEYOR (USE QTY 2 ON 16" & 18", QTY 3 ON 24")					
24-20	F5736	SCREW (USE QTY 2 ON 16" & 18", QTY 3 ON 24")					

\* NOT ILLUSTRATED

## FRONT IDLERS & SLIDERS RUBBER MAT - 24"



# SOD HARVESTER

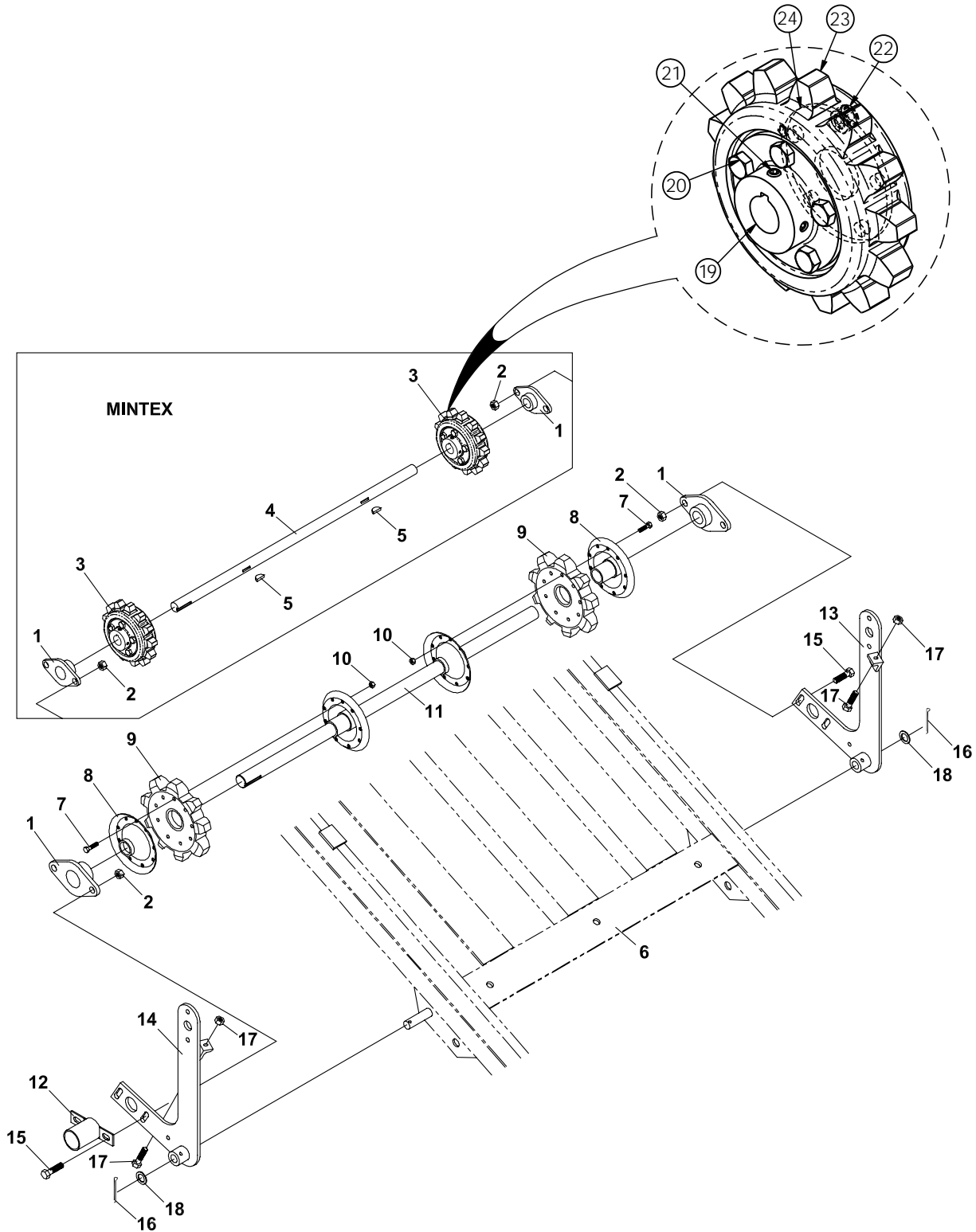
## RUBBER MAT - 24"

ITEM	PART NO.	DESCRIPTION	QTY	ITEM	PART NO.	DESCRIPTION	QTY
25-1	4133112	CONVEYOR, 24" 1565/1570	1				
	016393	CONVEYOR, 24" 1560/1576	1				
25-2	F4101	BOLT-CRG 7/16-14 X 1-1/4	2				
25-3	64229-04	S LCK NUT-NYLN 7/16-14	14				
25-4	016382	FLANGE, SHAFT	4				
	F2607	SET SCREW	2				
25-5	90-0714	BOLT,7/16-14 X 1-3/4	2				
25-6	B2022	BEARING	4				
25-7	014268	SPROCKET	4				
25-8	016683	SHAFT-IDLER	2				
25-9	55-FB23016	BEARING	2				
25-11	F4104	BOLT-CRG 7/16	4				
25-12	64163-43	WSHR.443/.454X1X11	2				
25-13	016352	PLATE-ADJ WEDGE	2				
25-14	F5736	W E R C S	3				
25-15	016361	SLIDER-CONVEYOR	3				
25-16	64229-05	LOCKNUT, 1/2-13	3				
25-17	F3013	LOCKNUT-FLANGED	9				
25-18	016661	SLIDER T-BOLT	9				
25-19	A02011	KIT-24" RUBBER BELT ASSY	1				
25-20	002638	BELT-24" CONVEYOR	1				
25-21	90-0710	BOLT,7/16-14 X 1-1/4	4				
25-22	G8008	MAT SPLICER	7				
*	M5016	NUT DRIVER	1				
*	03-028	CLIP-TRACK WIDE	A/R				
25-23	90-0712	BOLT,7/16-14 X 1-1/2	2				
25-24	B300280	LOWER IDLER SHAFT 24 IN.	1				

\* NOT ILLUSTRATED

# MID IDLER ASSEMBLY

# SOD HARVESTER



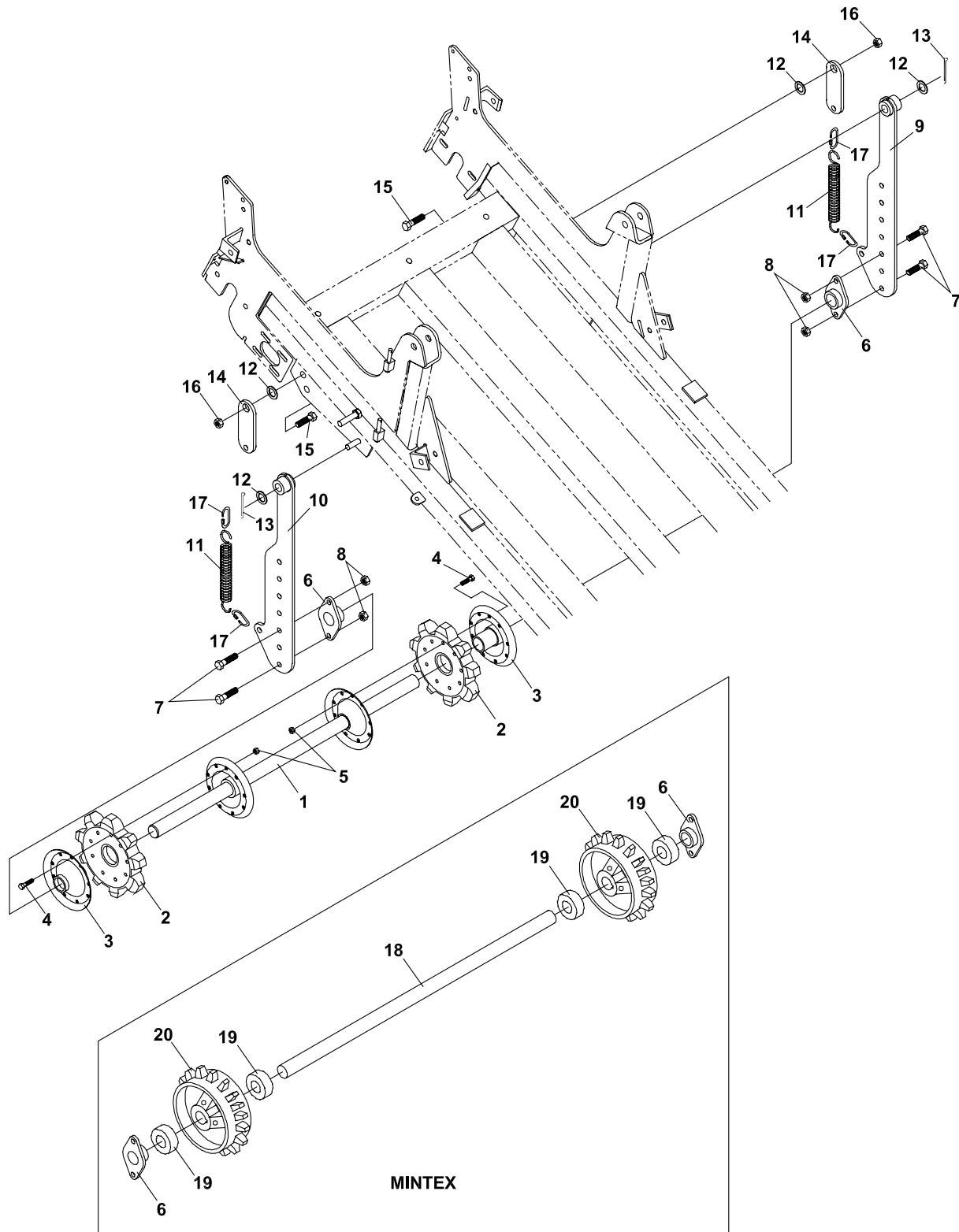
# SOD HARVESTER

# MID IDLER ASSEMBLY

ITEM	PART NO.	DESCRIPTION	QTY	ITEM	PART NO.	DESCRIPTION	QTY
26-1	55-FB23012	BEARING	2				
26-2	F3013	LOCKNUT-FLANGED	4				
26-3	4161371	4" SPROCKET ASSEMBLY	2				
	85-SS09	SET SCREW	2				
26-4	001406	SHAFT, IDLER 16-18"	1				
	001407	SHAFT, DRIVE- 4" ROLLER	1				
26-5	64164-19	KEY WOODRUFF	2				
26-6	4131780	CONVEYOR, 16/18" 1565/1570	1				
	016392	CONVEYOR, 16/18" 1560/1576	1				
	4133112	CONVEYOR, 24" 1565/1570	1				
	016393	CONVEYOR, 24" 1560/1576	1				
26-7	64123-89	BOLT-HEX 1/4-20X3/4	18				
26-8	D8001	FLANGE, SPROCKET	2				
26-9	83-053	SPROCKET	2				
26-10	64229-01	LOCKNUT-1/4-20 NYLON	18				
26-11	014128.7	SHAFT, IDLER 18"	1				
	002611.7	SHAFT, IDLER 24"	1				
26-12	015558.7	DWG-IDLER SHAFT GUARD (SLABBING & FOLDING ONLY)	1				
		(ITEMS 13 & 14 INCLUDE 1 29-010)					
26-13	001405.7	4" L.H. ROLLER ARM (USED ON 16 & 18" BELTS)	1				
	006556.7	4" L.H. ROLLER ARM (USED ON 24" BELTS)	1				
26-14	001404.7	4" R.H. ROLLER ARM	1				
26-15	99-K73	BOLT-3/8-16 X 1-1/2	4				
26-16	02-CP0512	COTTER PIN	2				
26-17	F3748	BOLT	2				
	64001-6	NUT-HEX JAM,3/8-16	2				
26-18	F6051	WASHER, FLAT 5/8" ID	2				
26-19	4161372	3/4 BORE SPROCKET HUB	2				
26-20	F040416	BOLT - HEX HEAD 1/4 UNC x 1 3/4 GR 8	10				
26-21	F140402	SET SCREW - 1/4 -20 UNC SOC HD CUP POINT	4				
26-22	F210408	1/4-20 UNC NYLOC NUT GR 8	10				
26-23	R100621	ROLL-UP SPROCKET MINTEX	2				
26-24	R100622	ROLL-UP SPROCKET PLATE	2				

# TENSIONING BELT IDLER

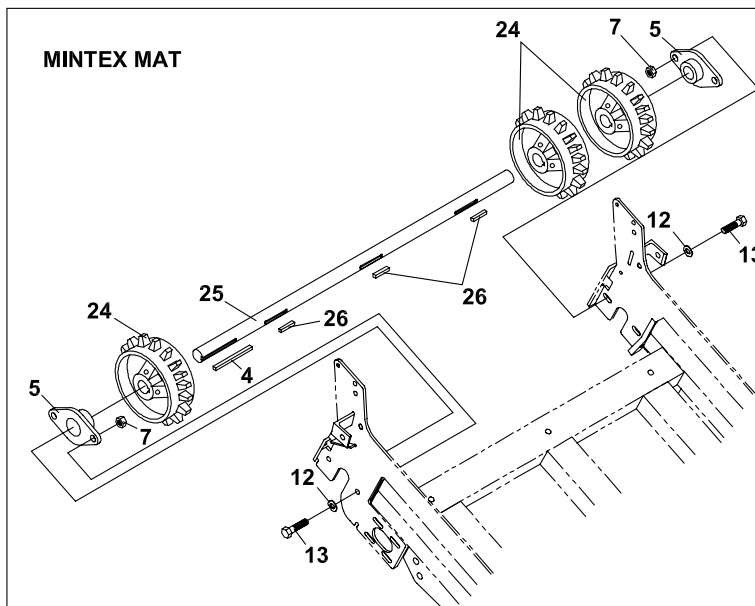
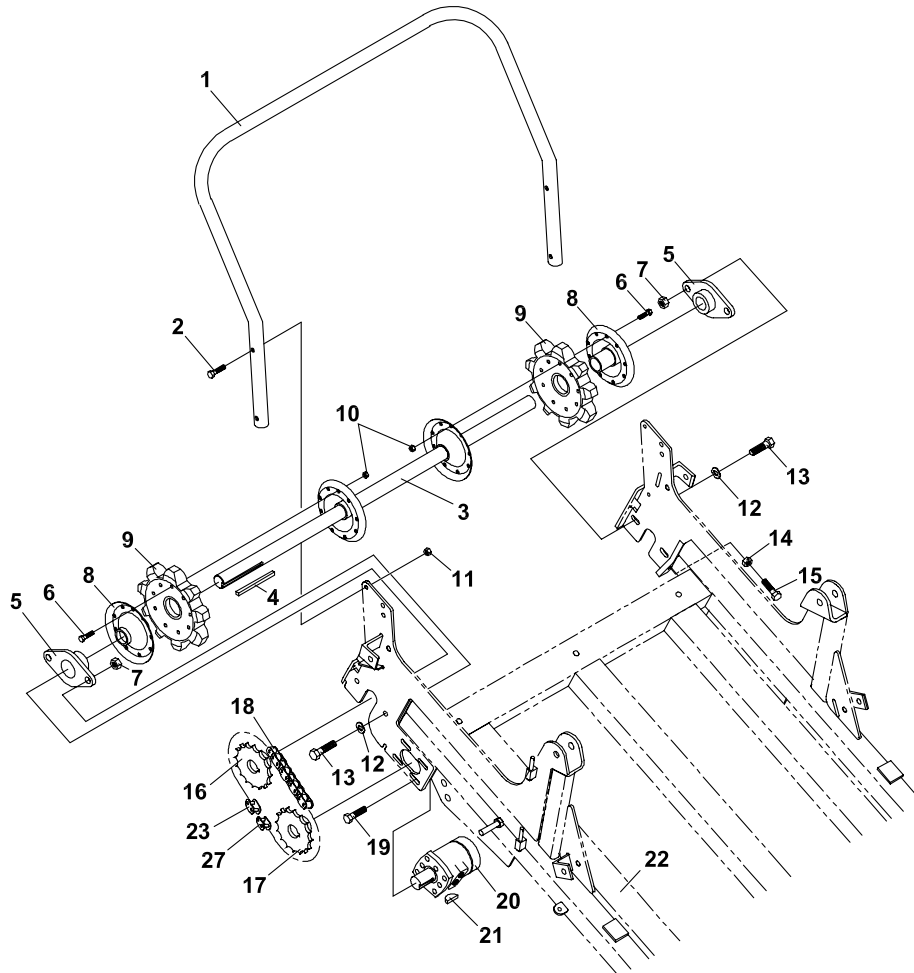
# SOD HARVESTER



# SOD HARVESTER

## TENSIONING BELT IDLER

ITEM	PART NO.	DESCRIPTION	QTY	ITEM	PART NO.	DESCRIPTION	QTY
27-1	016647.7	SHAFT, IDLER (16" & 18" RUBBER MAT)	1				
	4136960.7	SHAFT, IDLER (24" RUBBER MAT)	1				
27-2	83-053	SPROCKET	2				
27-3	D8001	FLANGE, SPROCKET	2				
27-4	64123-89	BOLT-HEX 1/4-20X3/4	18				
27-5	64229-01	LOCKNUT-1/4-20 NYLON	18				
27-6	B0121	BEARING	2				
27-7	99-K73	BOLT-3/8-16 X 1-1/2	4				
27-8	F3013	LOCKNUT (ITEMS 9 & 10 INCLUDE 1 29-010)	4				
27-9	016637.7	TENSION ARM LH	1				
27-10	016638.7	TENSION ARM RH	1				
27-11	S2003	SPRING, EXTENSION	2				
27-12	F6051	WASHER	4				
27-13	02-CP0512	COTTER PIN	2				
27-14	016640.7	MOUNT IDLER SPRING	2				
27-15	64123-109	BLTHEX 5/8-11X1-1/2	2				
27-16	F6010	NUT, FLANGED	2				
27-17	G8084	QUICKLINK3/16	4				
27-18	016648	SHAFT16" & 18"	1				
	002615	SHAFT24"	1				
27-19	85-SC16	SET COLLAR	4				
27-20	001351	SPROCKET	2				





# SOD HARVESTER

# CONVEYOR DRIVE

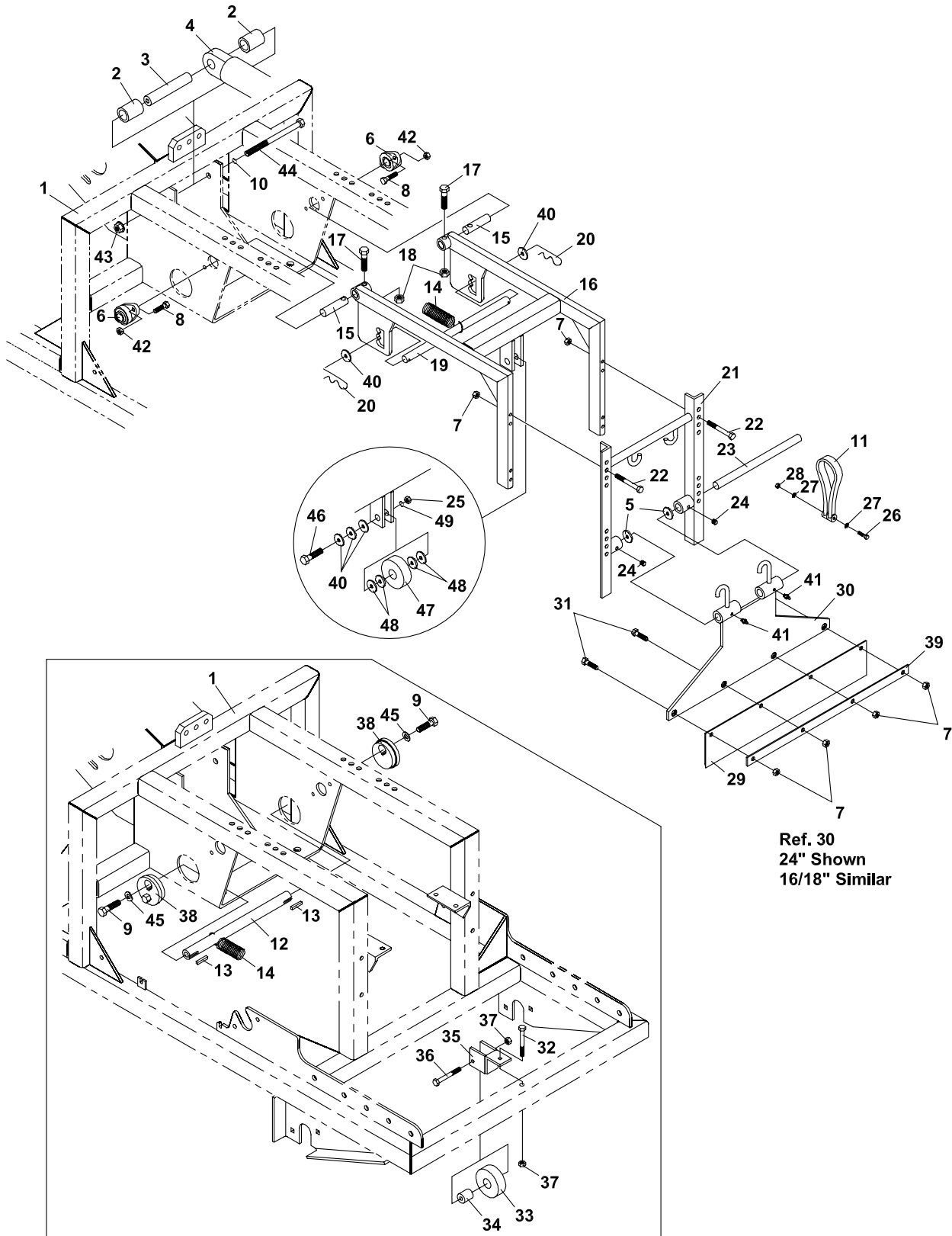
ITEM	PART NO.	DESCRIPTION	QTY	ITEM	PARTNO.	DESCRIPTION	QTY
28-1	016379.7	TUBE,HANDRAIL-16/18"	1				
	016380.7	HANDRAIL TUBE-24"	1				
28-2	64123-69	BOLT-5/16-18X1-1/2	4				
28-3	014081.7	SHAFT-CONVEYOR DRIVE	1				
		(USED ON 16" & 18")					
	002599.7	SHAFT-CONVEYOR DRIVE	1				
		(USED ON 24")					
28-4	124458	KEY,1/4 X 1/4 X 3-5/8	1				
28-5	55-FB23016	BEARING	2				
28-6	64123-89	BOLT-HEX 1/4-20X3/4	18				
28-7	64229-04	S LCK NUT-NYLN 7/16-14	4				
28-8	D8001	FLANGE, SPROCKET	2				
28-9	83-053	SPROCKET	2				
28-10	64229-01	LOCKNUT-1/4-20	18				
	90-0716	BOLT, 7/16 UNC X 2	4				
28-11	64141-6	NUT, 5/16-18	4				
28-12	99-B52	WASHER	4				
28-13	90-0712	BOLT,7/16-14 X 1-1/2	4				
28-14	64025-05	NUT-3/8-16 HEX	1				
28-15	99-K33	BOLT, 3/8-16 X 2	1				
28-16	D1216	SPROCKET	1				
28-17	D1202	SPROCKET	1				
28-18	56-RC50	CHAIN-ROLLER	1				
28-19	64139-24	BLT-WLF 3/8-16 X 1	4				
28-20	H0012	MOTOR - OBSOLETE	1				
	KH30007	MOTOR - SEE NOTE 1	1				
28-21	G8019	KEY, WOODRUFF 1/4 X 1"	1				
28-22	4131780.7	CONVEYOR, 16/18" 1565	1				
	4133112.7	CONVEYOR, 24" 1565	1				
28-23	81-053	CONNECTOR LINK	1				
28-24	001351	SPROCKET	3				
	85-SS 14	SET SCREW	2				
28-25	001349	SHAFT-CONVEYOR DRIVE	1				
		(16" & 18")					
	001350	SHAFT-CONVEYOR DRIVE	1				
		(24")					
28-26	124422	KEY,1/4 X 1/4 X 1-3/8	3				
28-27	81-055	HALFLINK	1				

### NOTE 1

ITEM 20 - H0012 IS OBSOLETE  
AND IS REPLACED BY SERVICE KIT  
4160611. IT INCLUDES:  
MOTOR - KH30007 QTY.1  
FITTINGS - 8-10-070220. QTY2

# CUTTING BLADE ASSEMBLY-1570

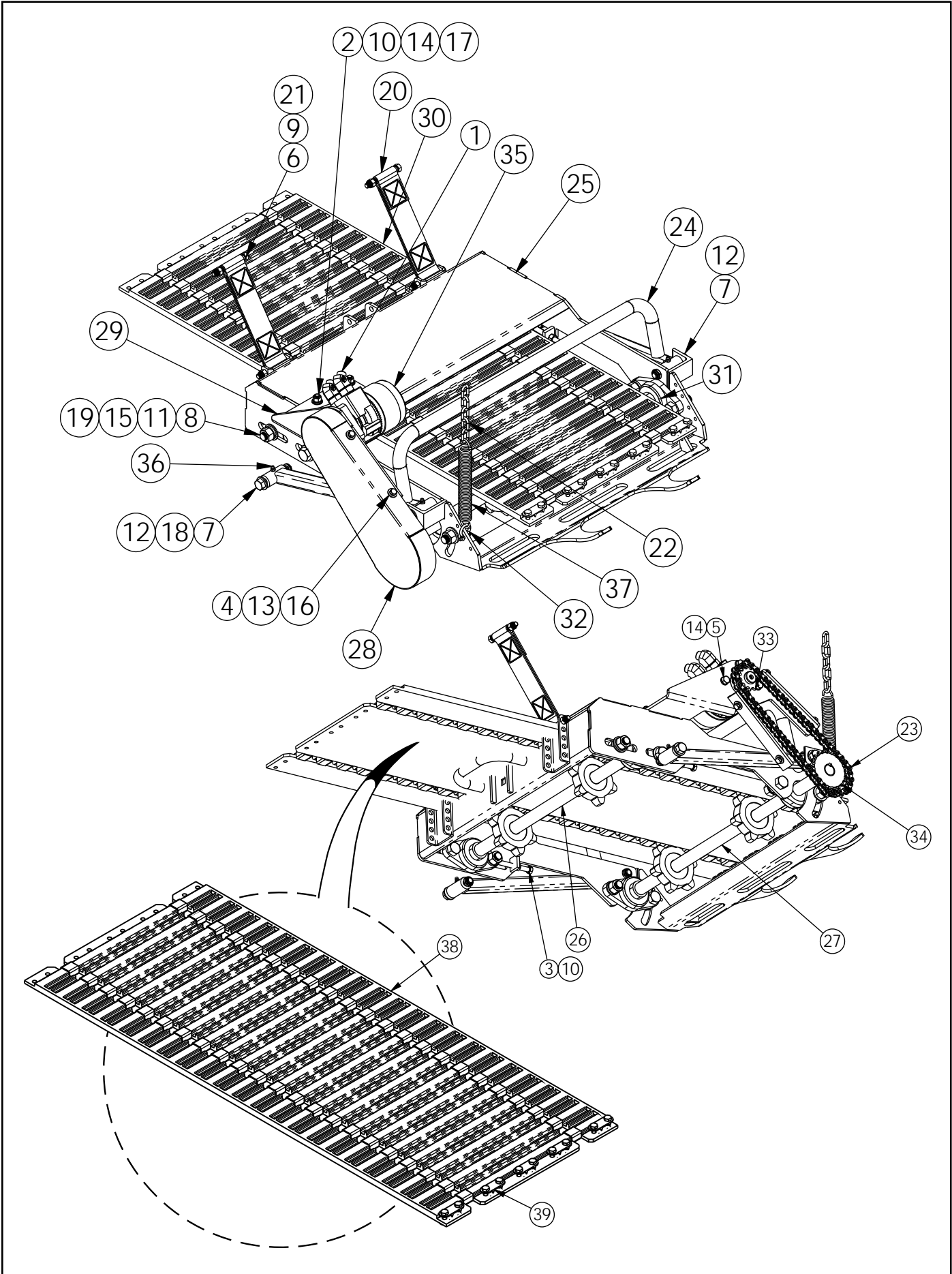
# SOD HARVESTER



# SOD HARVESTER

## CUTTING BLADE ASSEMBLY-1570

ITEM	PART NO.	DESCRIPTION	QTY	ITEM	PART NO.	DESCRIPTION	QTY
18-1	4132360.7	CUTTING HEAD 16" & 18"	1	18-28	64229-01	LOCKNUT-1/4-20	2
	4131818.7	CUTTING HEAD 24"	1	18-29	001304	BLADE, CUTOFF 16" WIDE	1
18-2	6115508	TUBE	2		001683	BLADE-SERRATED 16"	1
18-3	6109613	PIVOT-CYL TUBE	1		001305	BLADE, CUTOFF 18" WIDE	1
18-4	23-178	CYL-HYD 3 X 8	1		001676	BLADE-SERRATED 18"	1
	23-179	SEAL KIT	1		001306	BLADE, CUTOFF - 24" WIDE	1
18-5	64163-06	WASHER	2	18-30	001446.6	MOUNT, CUTOFF BLADE	1
18-6	55-117	BEARING	2		(USE ON 16" & 18")		
18-7	64141-4	NUT-WLF 3/8-16	8		001447.6	MOUNT, CUTOFF BLADE	1
18-8	99-K62	BOLT-5/16-18 X 1-1/4	4		(USE ON 24")		
18-9	99-K64	BOLT-FLANGE 1/2-13 X 3/4	2	18-31	F3701	BOLT, PLOW GR 5	4
18-10	64006-05	LOCKWASHER-1/2	1	18-32	64123-88	BOLT, 3/8-16X2-3/4	1
18-11	KM71018	STRAP,15"	2	18-33	001507	BUMPER-RUBBER	1
18-12	6115441	SHAFT-SPRING 16" & 18"	1	18-34	001764	BUSHING-RUBBER BUMPER	1
	6115595	SHAFT-SPRING 24"	1	18-35	6115437.7	BRACKET	1
18-13	64164-12	KEY-1/4X1/4X1	2	18-36	64123-100	BOLT-3/8-16X2-1/4	1
18-14	S2006	SPRING		18-37	64229-03	LOCKNUT-NYLON 3/8-16	2
	(USE QTY 5 ON 16" & 18")			18-38	6115667.7	ECCENTRIC SPRING CAM	2
	(USE QTY 7 ON 24")			18-39	001423.6	CLAMP, CUTOFF BLADE	1
18-15	6115395	SHAFT	2		(USE ON 16" & 18")		
18-16	4160726	CUT OFF FRAME ASSY.	1		001424.6	CLAMP, CUTOFF BLADE	1
	(USE ON 16" & 18")				(USE ON 24")		
	4137638	CUT OFF FRAME ASSY.	1	18-40	64163-57	WASHER	5
	(USE ON 24")				(USE ON 16" & 18")		
18-17	64123-72	BLT-HEX 1/2-13X2-1/2	2		94-16	FLAT WASHER	2
18-18	64229-05	LOCKNUT, 1/2-13	2		(USE ON 24")		
18-19	6115442.7	SHAFT-SPRING 16" & 18"	1	18-41	29-010	GREASE FITTING	
	6115596.7	SHAFT-SPRING 24"	1		(USE QTY 1 ON 16" & 18", QTY 2 ON 24")		
18-20	G2501	PIN, HITCH CLIP	2	18-42	64141-6	NUT, 5/16-18	4
18-21	001301.6	FRAME, CUTOFF BLADE	1	18-43	64141-13	NUT WLF 1/2-13	1
	(USE ON 16" & 18")			18-44	90-0856	BOLT,1/2-13 X 7	1
	001445.6	FRAME, CUTOFF BLADE	1	18-45	64163-16	WASHER-41/64 X 1-3/8 X 12	2
	(USE ON 24")			18-46	N9021	SCREW	1
18-22	64123-75	BOLT, 3/8-16X3	4	18-47	B8002	BEARING	1
18-23	001417	PIN, BLADE PIVOT	1	18-48	64163-65	WASHER	4
	(USE ON 16" & 18")			18-49	07-C20	LOCKWASHER, 20MM	1
	001418	PIN, BLADE PIVOT	1				
	(USE ON 24")						
18-24	85-SS14	SET SCREW	2				
18-25	N9022	NUT	1				
18-26	64123-60	BOLT, 1/4-20X2	2				
18-27	453023	FLATWASHER, 1/4	4				



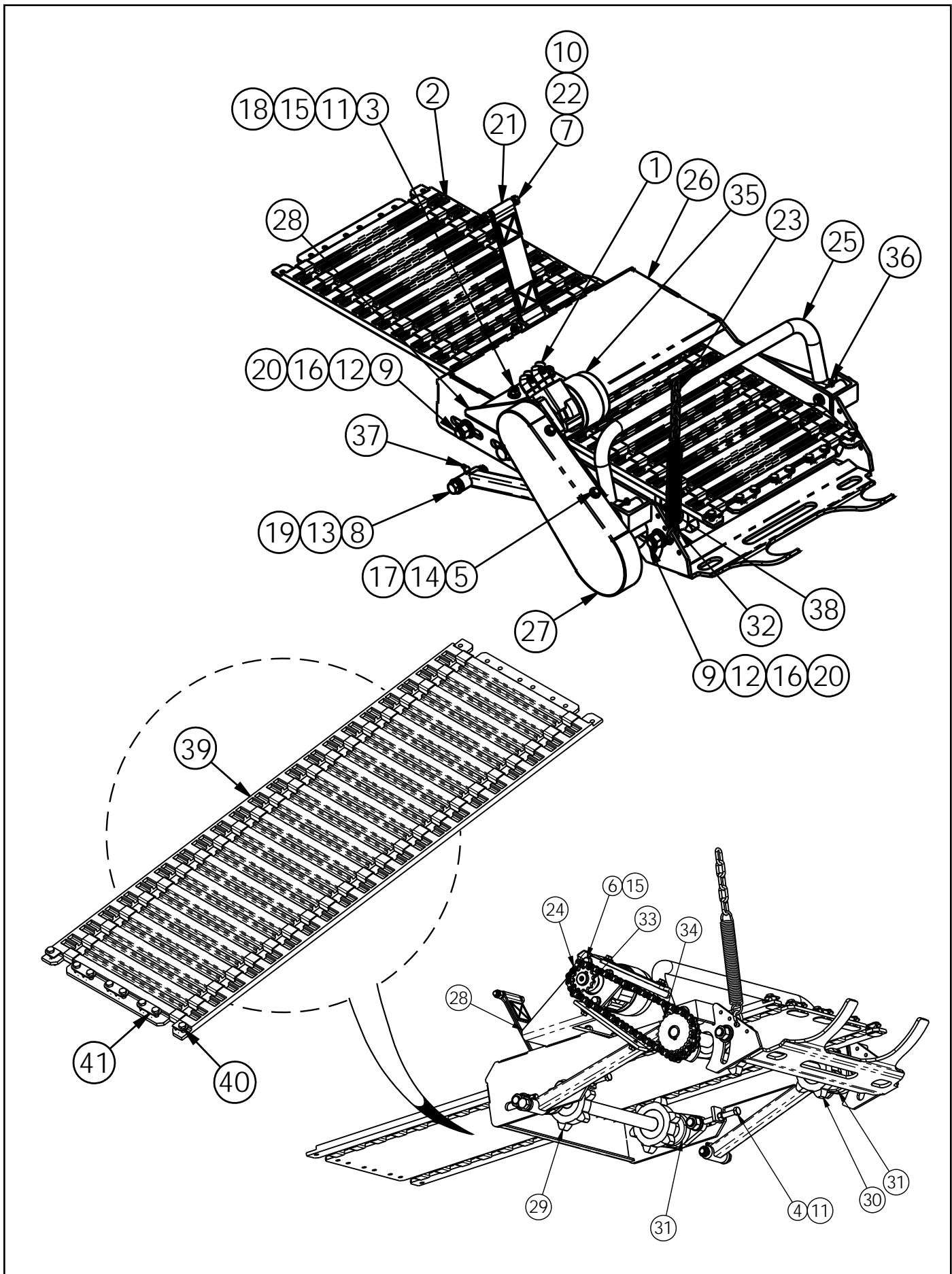
**Brouwer 1570 & 1576 Sod Harvester  
24 in. Hydraulic Roll Up Assembly**

**H500155 - 24 in. Hydraulic Roll Up Assembly**

ITEM NO.	PART NO.	QTY.	DESCRIPTION
1	6-10-070320	2	FITTING 3/8 STRAIGHT THROUGH O-RING 45° ELBOW
2	F020610	4	BOLT-3/8 UNC X 1 CARRIAGE
3	F030630	2	BOLT - 3/8 UNC x 3.00 FULL THRD
4	F040404	4	BOLT- HEX HD 1/4 UNC x 0.50 LG. GR 8
5	F040610	4	BOLT - 3/8 UNC x 1.0 Gr 8
6	F040632	4	BOLT-3/8 UNC X 3 1/4 GR 8
7	F040830	4	BOLT - HEX HEAD 1/2 -UNC x 3.00 LG. GR 8
8	F081016	8	HEX BOLT 5/8 -18 UNF X 1.75 LG. GR 8
9	F210600	4	HEX LOCK NUT - 3/8 -16 UNC
10	F230600	6	NUT - 3/8-16
11	F231050	8	5/8-UNF HEX NUT
12	F270800	4	1/2-20 UNF NYLOC JAM NUT
13	F310400	4	WASHER - 1/4 LOCK
14	F310600	8	LOCK WASHER - 3/8
15	F311000	7	LOCK WASHER - 5/8
16	F320400	4	WASHER-1/4
17	F330600	4	FLAT WASHER SAE 3/8
18	F330800	4	1/2 SAE FLAT WASHER
19	F331000	7	FLAT WASHER SAE 5/8 IN.
20	H101033	2	ROLL-UP HANGER STRAP
21	H101261	4	SLEEVE 2 IN. STRAP
22	H101281	1	CHAIN 3/16 - 5 LINKS
23	H101455	1	ROLLER CHAIN #40 - 31 IN. (31 LINKS)
24	H301053	1	ROLL UP LINK 24", 1570/ 76
25	H301054	1	ROLL UP TRAY 24 IN.
26	H301055	1	ROLL UP IDLER SPROCKET SHAFT 24 IN.
27	H301056	1	ROLL-UP DRIVE SHAFT 24 IN.
28	H301135	1	HYDRAULIC ROLL-UP
29	H301215	1	ROLL-UP HYDRAULIC MOTOR MOUNT WELDMENT
30	H500099	1	ROLL-UP BELT 24 IN. ASSEMBLY
31	KB32016	4	FLANGE BEARING 1.00 DIA.
32	KC01002	1	3/16 SHACKLE - 1/2 TONNE WORKING LOAD
33	KD71210	1	SPROCKET #40 CHAIN 12 TOOTH 1.00 BORE
34	KD80020	1	SPROCKET TAPER LOCK 20 TEETH #40 CHAIN
35	KH30034	1	HYDRAULIC MOTOR ROLL UP
36	KM11400	4	STRAIGHT GREASE FITTING
37	KS20002	1	EXTENSION SPING 0.135 WIRE x 1.06 O.D. x 8.00

**H500099 - Roll Up Belt 24 in. Assembly**

ITEM NO.	PART NO.	QTY.	DESCRIPTION
38	H101220	1	ROLL-UP BELT 24 IN.
39	KD90001	5	BELT SPLICER



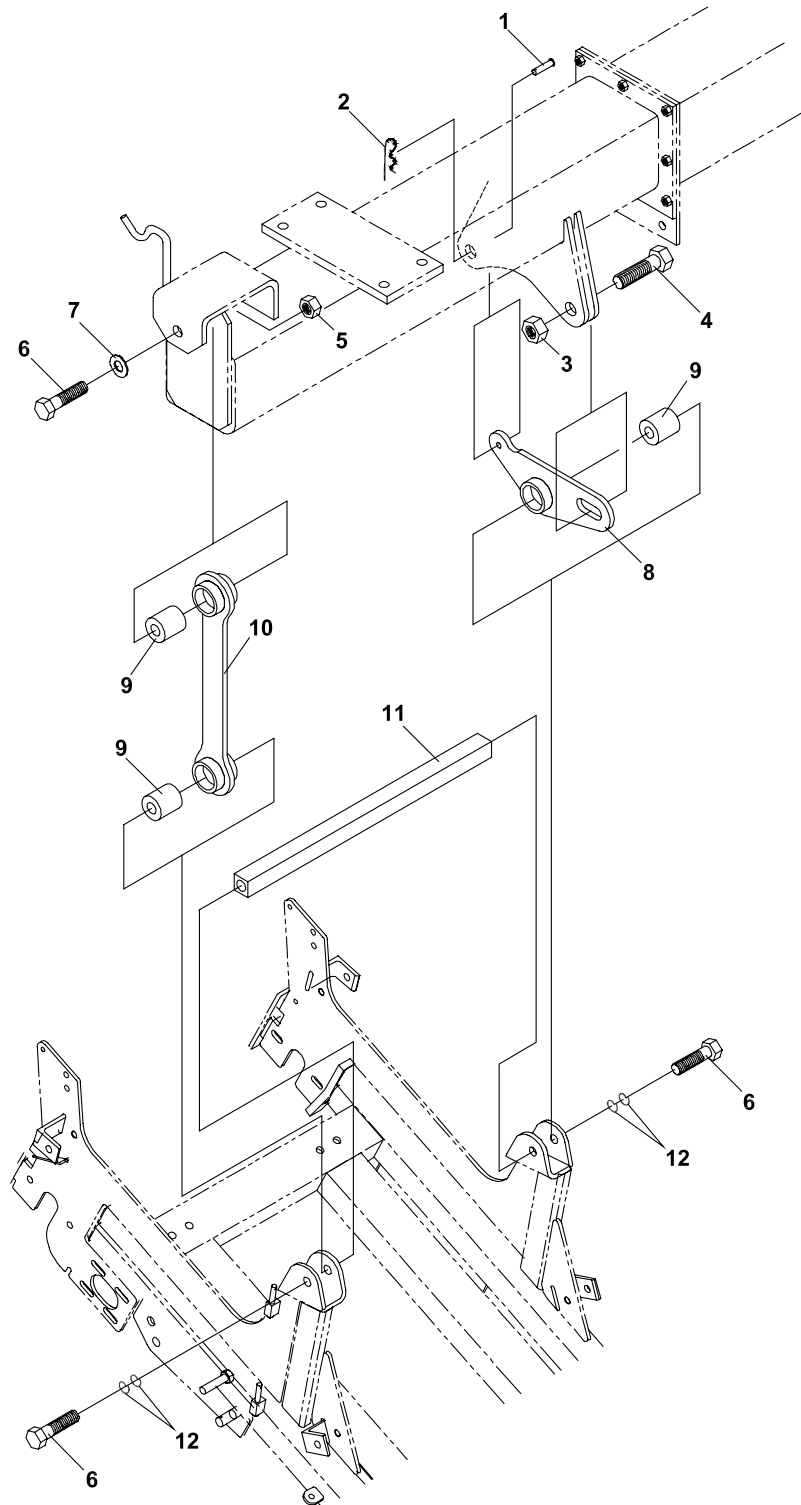
**Brouwer 1570 & 1576 Sod Harvester  
Hydraulic Roll Up Tray 16/18 in. Assembly**

**H500094 - Hydraulic Roll Up Tray 16/18 in. Assembly**

ITEM NO.	PART NO.	QTY.	DESCRIPTION
1	6-10-070320	2	FITTING 3/8 STRAIGHT THROUGH O-RING 45° ELBOW
2	A02008	1	16/18" RUBBER ROLLUP KIT
3	F020610	4	BOLT-3/8 UNC X 1 CARRIAGE
4	F030630	2	BOLT - 3/8 UNC x 3.00 FULL THRD
5	F040404	4	BOLT- HEX HD 1/4 UNC x 0.50 LG. GR 8
6	F040610	4	BOLT - 3/8 UNC x 1.0 Gr 8
7	F040632	2	BOLT-3/8 UNC X 3 1/4 GR 8
8	F040830	4	BOLT - HEX HEAD 1/2 -UNC x 3.00 LG. GR 8
9	F081016	8	HEX BOLT 5/8 -18 UNF X 1.75 LG. GR 8
10	F210600	2	HEX LOCK NUT - 3/8 -16 UNC
11	F230600	6	NUT - 3/8-16
12	F231050	8	5/8-UNF HEX NUT
13	F270800	4	1/2-20 UNF NYLOC JAM NUT
14	F310400	4	WASHER - 1/4 LOCK
15	F310600	8	LOCK WASHER - 3/8
16	F311000	8	LOCK WASHER - 5/8
17	F320400	4	WASHER-1/4
18	F330600	4	FLAT WASHER SAE 3/8
19	F330800	4	1/2 SAE FLAT WASHER
20	F331000	6	FLAT WASHER SAE 5/8 IN.
21	H101033	1	ROLL-UP HANGER STRAP
22	H101261	2	SLEEVE 2 IN. STRAP
23	H101281	1	CHAIN 3/16 - 5 LINKS
24	H101455	1	ROLLER CHAIN #40 - 31 IN. (31 LINKS)
25	H301015	1	ROLL UP LINK 16/18", 1570/ 76
26	H301020	1	ROLL UP TRAY 16/18"
27	H301135	1	HYDRAULIC ROLL-UP
28	H301215	1	ROLL-UP HYDRAULIC MOTOR MOUNT WELDMENT
29	H301261	1	ROLL-UP IDLER SPROCKET SHAFT 16/18 IN.
30	H301262	1	ROLL-UP DRIVE SHAFT 16/18 IN.
31	KB32016	4	FLANGE BEARING 1.00 DIA.
32	KC01002	1	3/16 SHACKLE - 1/2 TONNE WORKING LOAD
33	KD71210	1	SPROCKET #40 CHAIN 12 TOOTH 1.00 BORE
34	KD80020	1	SPROCKET TAPER LOCK 20 TEETH #40 CHAIN
35	KH30034	1	HYDRAULIC MOTOR ROLL UP
36	KM11400	2	STRAIGHT GREASE FITTING
37	KM11445	2	GREASE FITTING - 1/4 -28 45°
38	KS20002	1	EXTENSION SPING 0.135 WIRE x 1.06 O.D. x 8.00

**A02008 - 16/18 in. Rubber Roll Up Kit**

ITEM NO.	PART NO.	QTY.	DESCRIPTION
39	002640	1	16" BROUWER CONVEYOR ROLL UP BELT 44"
40	002641	2	MAT SPLICE HALF
41	KD90001	3	BELT SPLICER





# SOD HARVESTER

# HANGERS

ITEM	PART NO.	DESCRIPTION	QTY	ITEM	PART NO.	DESCRIPTION	QTY
7-1	64188-13	PIN-CLEVIS	1				
7-2	G2510	PIN-HITCH CLIP	1				
7-3	64229-07	LOCKNUT-NYLON 3/4-10	1				
7-4	90-1216	BOLT-3/4-10 X 2	1				
7-5	99-A10	LOCKNUT-5/8-11	1				
7-6	90-1024	BOLT,5/8-11 X 3	3				
7-7	64163-16	WASHER-41/64 X 1-3/8 X 12	1				
7-8	6115602.7	INNER HANGER LINK	1				
7-9	S8009	ISOLATOR-CNTR BONDED	3				
7-10	6115604.7	OUTER HANGER LINK	1				
7-11	016628.7	MOUNT, CONVEYOR (USED ON 16" & 18")	1				
	016629.7	MOUNT, CONVEYOR (USED ON 24")	1				
7-12	F6076	WASHER, DISC LOCK	4				

SOD HARVESTER SPROCKET SELECTION CHART										
CUT-OFF-LENGTH (inches) (metric)	18" 46cm	24" 61cm	36" 91cm	40.5" 103cm	45" 114cm	48" 122cm	48.4" 123cm	51.6" 131cm	54" 137cm	56" 142cm
<b>Roller Sprocket</b>	D1407 21T	D1404 18T	D1407 21T	D1407 21T	D1404 18T	D1403 17T	D1405 19T	D1409 23T	D1404 18T	D1403 17T
<b>Roller Bushing</b>	For machines with 16-inch and 18-inch cutterhead, use 83-H18. For machines with 24-inch cutterhead, use 83-H20.									
<b>Roller Key</b>	Use 124422 for all units.									
<b>Camshaft Sprocket</b>	D1401 15T	D1402 16T	D1441 28T	D1419 32T	D1418 31T	D1418 31T	D1421 34T	D1431 44T	D1423 36T	D1423 36T
<b>Camshaft Bushing</b>	83-H16SPL	83-H16SPL	83-P116	83-P116	83-P116	83-P116	83-P116	83-P116 (16" & 18") 83-P118 (24")	83-P116 (16" & 18") 83-P118 (24")	83-P116
<b>Camshaft Key</b>	Use G8019 for ALL units.									
<b>Stop Return Cam 16/18"</b>	001794.7	001793.7	001792.7	001791.7	016619.7	001790.7	001790.7	016618.7	014645.7	014645.7
<b>Stop Return Cam 24"</b>								001804.7	001789.7	
ROLL UP SYSTEM SPROCKETS										
<b>Roll Up Sprocket</b>				D1418 31T	D1411 25T	D1411 25T	D1411 25T	D1409 23T	D1410 24T	
<b>Roll Up Bushing</b>				83-P116	Use 83-H16SPL Bushing					
<b>Roll Up Key</b>	Use G8019 for ALL units.									
<b>Driveshaft Sprocket</b>				D1106 16T	D1106 16T	D1106 16T	D1106 16T	D1106 16T	D1108 18T	
<b>Driveshaft Key</b>	Use 124458 for ALL units.									
<b>4" Roller (rubber mat) (mintex mat)</b>	On units with rubber mat USE D1104 On units with mintex mat USE D1109									
<b>4" Roller Drive (rubber mat) (mintex mat)</b>	On units with rubber mat USE D1113 On units with mintex mat USE D1110									

# SOD HARVESTER

# SPROCKETS (1570)

60" 152cm	64.6" 164cm	68.9" 175cm	72" 183cm	72.8" 185cm	77.6" 197cm	80" 203cm	81" 206cm	85.8" 218cm	90" 229cm	96.9" 246cm	98" 249cm
D1408 22T	D1404 18T	D1402 16T	D1404 18T	D1402 16T	D1401 15T	D1403 17T	D1402 16T	D1403 17T	D1402 16T	D1401 15T	D1401 15T
D1435 50T	015443.7 43T	D1428 41T	D1434 48T	015443.7 43T	015443.7 43T	D1435 50T	D1434 48T	D1436 54T	D1436 54T	D1436 54T	D1437 55T
83-P116	83-P116 (16" & 18") 83-P118 (24")	83-P116	83-P116 (16" & 18") 83-P118 (24")	83-P116	83-P116	83-P116	83-P116 (16" & 18") 83-P118 (24")	83-P116	83-P116	83-P116	83-P116 (16" & 18") 83-P118 (24")
001788.7	001802.7	001801.7	001787.7	001787.7	001799.7	001376.7	001376.7	001800.7	015553.7	014974.7	014974.7
	001803.7		014040.7				001377.7				014973.7
D1411 25T	D1410 24T	D1402 16T	D1402 16T	D1402 16T	D1406 20T	D1406 20T	D1406 20T	D1406 20T	D1406 20T	D1402 16T	D1402 16T
Use 83-H16SPL Bushing											
D1117 21T	D1117 21T	D1103 15T	D1103 15T	D1103 15T	D1111 20T	D1111 20T	D1111 20T	D1117 21T	D1117 21T	D1108 18T	D1108 18T

SOD HARVESTER SPROCKET SELECTION CHART									
CUT-OFF-LENGTH (inches) (metric)	18" 46cm	24" 61cm	36" 91cm	40.5" 103cm	45" 114cm	48" 122cm	48.4" 123cm	51.6" 131cm	54" 137cm
<b>8" Roller Sprocket</b>	D1406 20T	D1406 20T	D1406 20T	D1406 20T	D1406 20T	D1406 20T	D1406 20T	D1406 20T	D1406 20T
<b>Roller Bushing</b>	For machines with 16-inch and 18-inch cutterhead, use 83-H18. For machines with 24-inch cutterhead, use 83-H20.								
<b>Roller Key</b>	Use 124422 for all units.								
<b>Jackshaft Sprocket L.H. 8" Roller</b>	D1406 20T	D1406 20T	D1406 20T	D1406 20T	D1406 20T	D1406 20T	D1406 20T	D1406 20T	D1406 20T
<b>Jackshaft Sprocket R.H.</b>	D1407 21T	D1404 18T	D1407 21T	D1407 21T	D1404 18T	D1403 17T	D1405 19T	D1409 23T	D1404 18T
<b>Jackshaft Bushing</b>	Use 83-H16SPL for ALL units.								
<b>Jackshaft Key</b>	Use 124422 for all units.								
<b>Camshaft Sprocket</b>	D1401 15T	D1402 16T	D1441 28T	D1419 32T	D1418 31T	D1418 31T	D1421 34T	D1431 44T	D1423 36T
<b>Camshaft Bushing</b>	83-H16SPL		Use 83-P116 Bushing on 16" & 18" Use 83-P118 Bushing on 24"						
<b>Camshaft Key</b>	Use 64164-12 for ALL units.								
<b>Return Stop</b>	001794.7	001793.7	001792.7	001791.7	016619.7	001790.7	001790.7	016618.7	014645.7 (16" & 18") 001789.7 (24")
ROLL UP SYSTEM SPROCKETS									
<b>Roll Up Sprocket</b>				D1418 31T	D1411 25T	D1411 25T	D1411 25T	D1409 23T	D1410 24T
<b>Roll Up Bushing</b>				83-P116	Use 83-H16SPL Bushing				
<b>Roll Up Key</b>				Use G8019 for ALL units.					
<b>Driveshaft Sprocket</b>				D1106 16T	D1106 16T	D1106 16T	D1106 16T	D1106 16T	D1108 18T
<b>Driveshaft Key</b>				Use 124458 for ALL units.					
<b>4" Roller (rubber mat) (mintex mat)</b>				On units with rubber mat USE D1104 On units with mintex mat USE D1109					
<b>4" Roller Drive (rubber mat) (mintex mat)</b>				On units with rubber mat USE D1113 On units with mintex mat USE D1110					

# SOD HARVESTER

# SPROCKETS (1576)

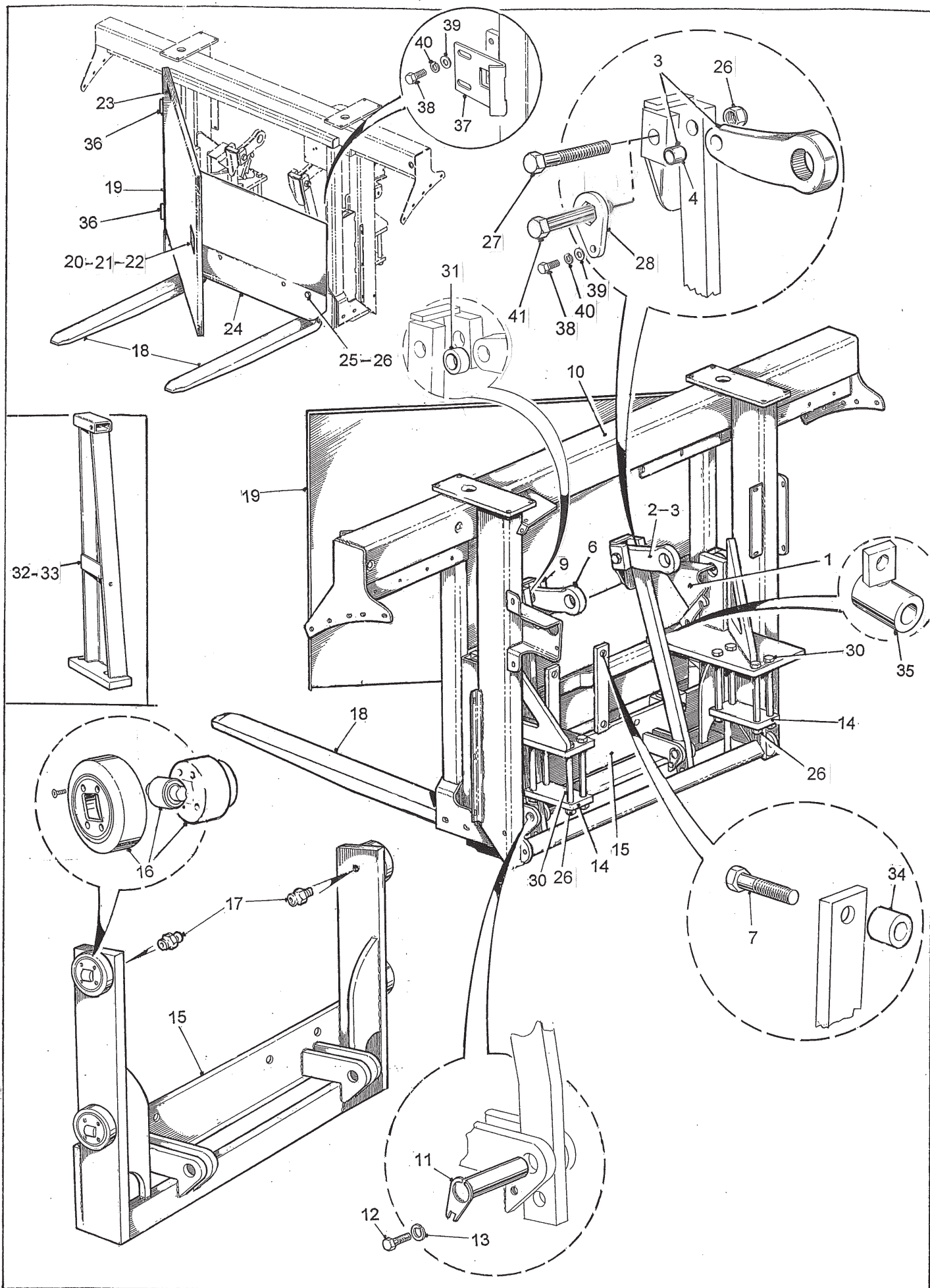
60" 152cm	64.6" 164cm	68.9" 175cm	72" 183cm	72.8" 185cm	77.6" 197cm	80" 203cm	81" 206cm	85.8" 218cm	90" 229cm	96.9" 246cm	98" 249cm
D1406 20T	D1406 20T	D1406 20T	D1406 20T	D1406 20T	D1406 20T	D1406 20T	D1406 20T	D1401 15T	D1401 15T	D1401 15T	D1401 15T
D1406 20T	D1406 20T	D1406 20T	D1406 20T	D1406 20T	D1406 20T	D1406 20T	D1406 20T	D1404 18T	D1404 18T	D1404 18T	D1404 18T
D1408 22T	D1404 18T	D1402 16T	D1404 18T	D1402 16T	D1401 15T	D1403 17T	D1402 16T	D1403 17T	D1402 16T	D1401 15T	D1401 15T
D1435 50T	015443.7 43T	D1428 41T	D1434 48T	015443.7 43T	015443.7 43T	D1435 50T	D1434 48T	D1432 45T	D1432 45T	D1416 30T	D1420 33T
001788.7	001802.7 (16" & 18") 001803.7 (24")	001801.7	001787.7 (16" & 18") 014040.7 (24")	001787.7	001799.7	001376.7	001376.7 (16" & 18") 001377.7 (24")	001800.7	015553.7	014974.7	014974.7 (16" & 18") 014973.7 (24")
D1411 25T	D1410 24T	D1402 16T	D1402 16T	D1402 16T	D1406 20T	D1406 20T	D1406 20T	D1406 20T	D1406 20T	D1402 16T	D1402 16T
Use 83-H16SPL Bushing											
D1117 21T	D1117 21T	D1103 15T	D1103 15T	D1103 15T	D1111 20T	D1111 20T	D1111 20T	D1117 21T	D1117 21T	D1108 18T	D1108 18T

O-RING REFERENCE SHEET FOR HYDRAULIC FITTINGS			
DASH SIZE		BOSS O-RING ORB	PART NUMBER
2 3 4	5/16 - 24 3/8 - 24 7/16 - 20	SAE DASH 2-1 SAE DASH 3-1 SAE DASH 4-1	E0059
5 6 8	1/2 - 20 9/16 - 18 3/4 - 16	SAE DASH 5-1 SAE DASH 6-1 SAE DASH 8-1	E0060 E0061 E0062
10 12 14	7/8 - 14 1-1/16 - 12 1-3/16 - 12	SAE DASH 10-1 SAE DASH 12-1 SAE DASH 14-1	E0063 E0064 E0065
16 20 24 32	1-5/16 - 12 1-5/8 - 12 1-7/8 - 12 2-1/2 - 12	SAE DASH 16-1 SAE DASH 20-1 SAE DASH 24-1 SAE DASH 32-1	E0066 E0067
DASH SIZE		FACE SEAL O-RING SIZE NO. PER SAE J120 ORF	PART NUMBER
4 6 8	9/16 - 18 11/16 - 16 13/16 - 16	011 012 014	E0071 E0072
10 12 16	1 - 14 1-3/16 - 12 1-7/16 - 12	016 018 021	
<b>BREAKDOWN OF FITTING DESCRIPTION FOR O-RING SELECTION</b>  FITTING, ELBOW 90 DEG. - M#6 ORB X M#6 ORF  TYPE M=MALE F=FEMALE DASH NO. O-RING BOSS O-RING FACE			

## **SECTION 2    HARVESTER FRAME**

### **1570 & 1576 Models**

Harvester Mounting Frame	2-01
Piling Wall & Rear Standing Platforms	2-03
Canopy Assembly & Lights	2-05
Panels & Fenders - John Deere	2-07
Primary & Half Weight Mount - John Deere	2-09
Tie Rod & Hose Support - John Deere	2-11
JD Tractor 5065E Tier IV Assembly Common Parts	2-13
Structural Beams & Panels Brouwer JD 5065E Tier 4.1	2-15
Front Bracket, Weights & Hydraulic Tank JD Tier IV	2-21
Warning Bar & Platform Assemblies	2-23
Pallet Platform & Piling Wall Extension Assemblies	2-25

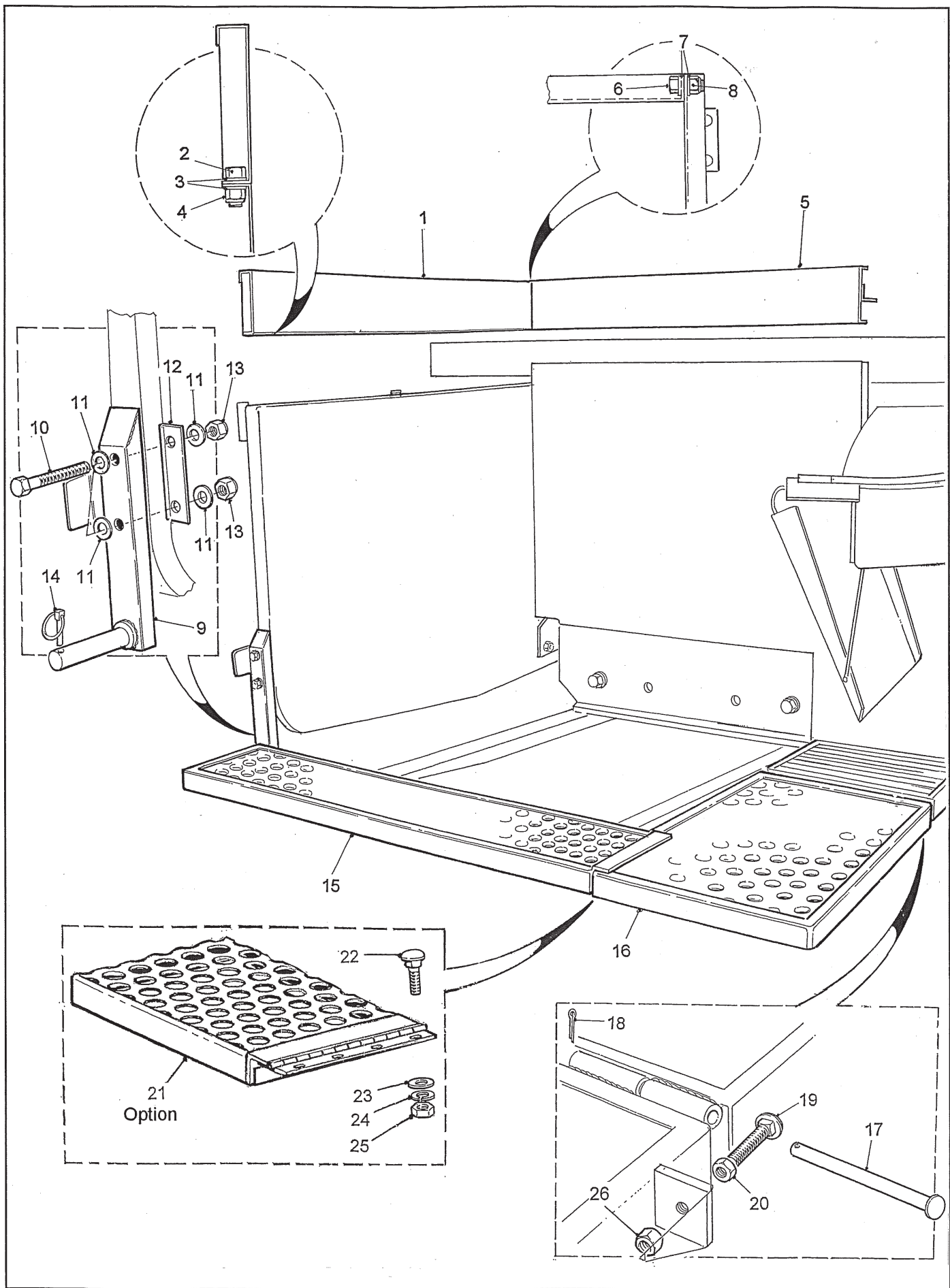




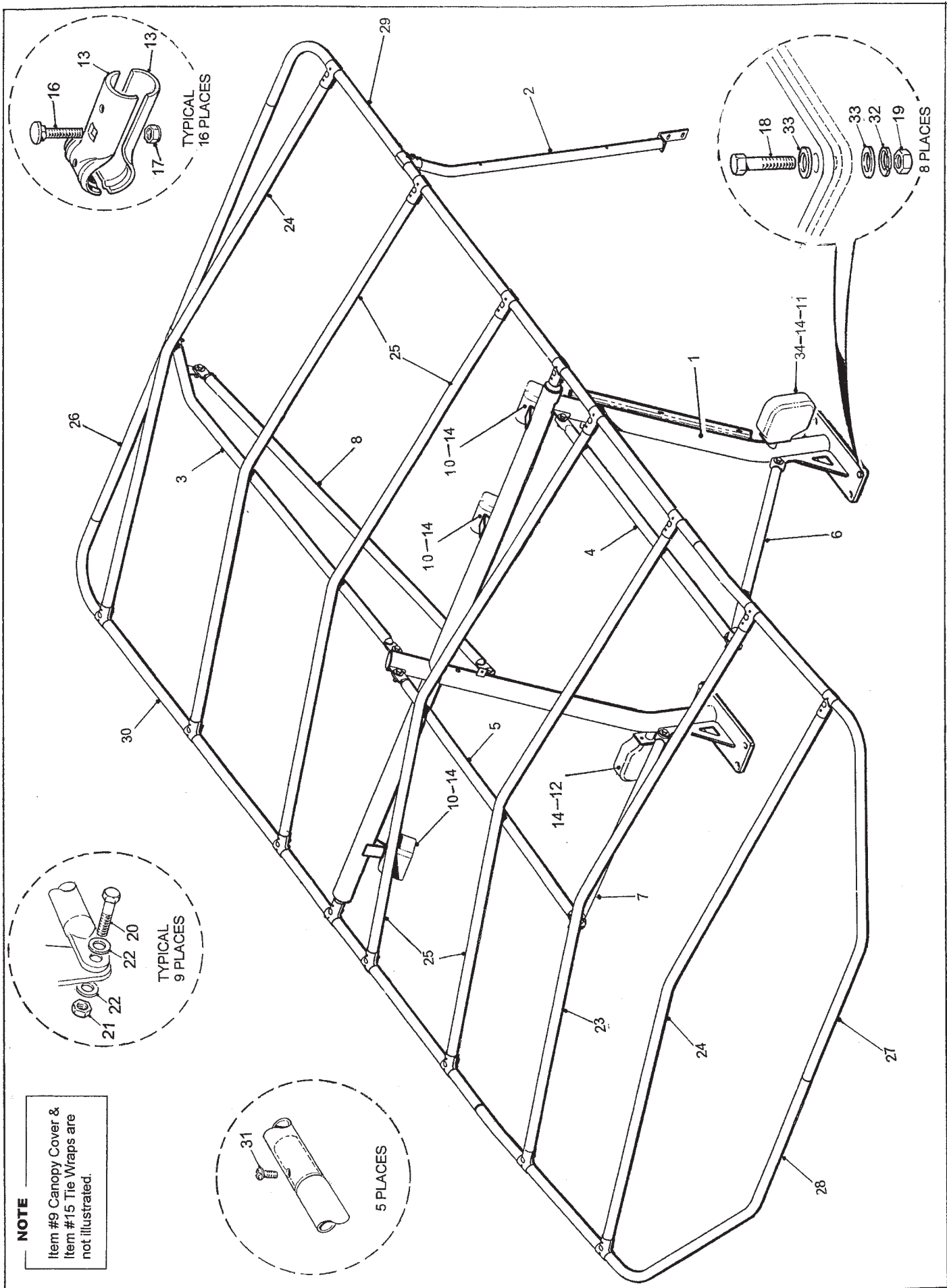
ITEM NO.	PART NO.	DESCRIPTION	QTY
<b>HARVESTER MOUNTING FRAME</b>			
3	H510248	Lift Arm Ass'y. L.H. - J.D. (Incl. Item 4) - <b>Current</b>	1
	H510033	Lift Arm Ass'y. L.H. - J.D. (Incl. Item 4) - <b>Non Current</b>	1
4	KB11214	Igus Bearing 0.815 OD. X 0.75 ID. X 1.0 Lg.	1
6	H510249	Lift Arm Ass'y. R.H. - J.D. (Incl. Item 4) - <b>Current</b>	1
	H510034	Lift Arm Ass'y. R.H. - J.D. (Incl. Item 4) - <b>Non Current</b>	1
7	G0414090	Bolt M14 x 2.0 x 90 (J.D.Only)	4
9	H110476	Lift Link R.H. - J.D. - Also used on L.H. - <b>Current</b>	2
	H310243	Lift Link L.H. - J.D. - <b>Non Current</b>	1
	H310269	Lift Link L.H. - J.D. - <b>Non Current</b>	1
10	H310327	Rear Frame - Tractor Mount - J.D. - <b>Current</b>	1
	H310117	Rear Frame - Tractor Mount - J.D. - <b>Non Current</b>	1
	H310265	Rear Frame - Tractor Mount - J.D. - <b>Non Current</b>	1
11	T300149	Pivot Pin	2
12	F040506	Bolt 5/16 UNC x 3/4 GR. 8	2
13	F310500	Lockwasher 5/16	2
14	H110486	Mounting Bar - Rear Beam - J.D.	2
15	H310088	Fork Frame - J.D.	1
16	KB10001	Combination Bearing (If Required, Order Spigot KB10002)	4
17	KX90030	Grease Fitting (Metric)	4
18	H310005	Pallet Fork - Option H310107-46 in., H310108 - 48 in.	2
19	H310066	Rear Door	1
20	KX50001	Paddle Handle - Lockable	1
21	F540204	Screw #10-24 x 1/2 Pan Hd. Phil.	4
22	F210200	Locknut #10-24	4
23	D001-023	Decal - "Diesel Fuel Only"	1
24	H510173	Fork Shield. J.D.	1
25	F040240	Bolt 3/4 UNC x 4 GR. 8	2
26	F211200	Locknut 3/4 UNC	12
27	F041250	Bolt 3/4 UNC x 5 GR. 8	2
28	H101063	Bolt Lock. L.H. Lift Link only. J.D. <b>Current</b> from Serial No. 399	1
29	KM99046	Washer - Brass	2
30	F041290	Bolt 3/4 UNC x 9 GR. 8 (Beam to Axle)	8
31	H111232	Pipe Spacer. R.H. Lift Link only (Brush Kit Option only)	1
32	H310118	Gas Tank Tower - L.H. - <b>Current</b>	1
	H310083	Gas Tank Tower - L.H. - <b>Non Current</b>	1
33	H310119	Gas Tank Tower - R.H. - <b>Current</b>	1
	H310084	Gas Tank Tower - R.H. - <b>Non Current</b>	1
34	H110535	Spacer - (J.D.) <b>Current</b>	1
	H111206	Spacer - J.D. - 5225. <b>Non Current</b>	1
35	H310138	Spacer - Drag Link Anchor - J.D. - 5065. <b>Current</b>	1
	H310278	Spacer - Drag Link Anchor - J.D. - 5225. <b>Non Current</b>	1
36	KM99043	Weld-On Hinge	2
37	H110725	Door Latch	1
38	F010406	Bolt 1/4 UNC x 3/4	3
39	F320400	Washer 1/4	3
40	F310400	Lockwasher 1/4	3
41	H111189	Bolt (Modified) L.H. Lift Link only J.D.	1

**NOTE**

H510033 (Item 3) or H510034 (Item 6) can be replaced by set of H510248 and H510249 (provides higher Fork Travel).

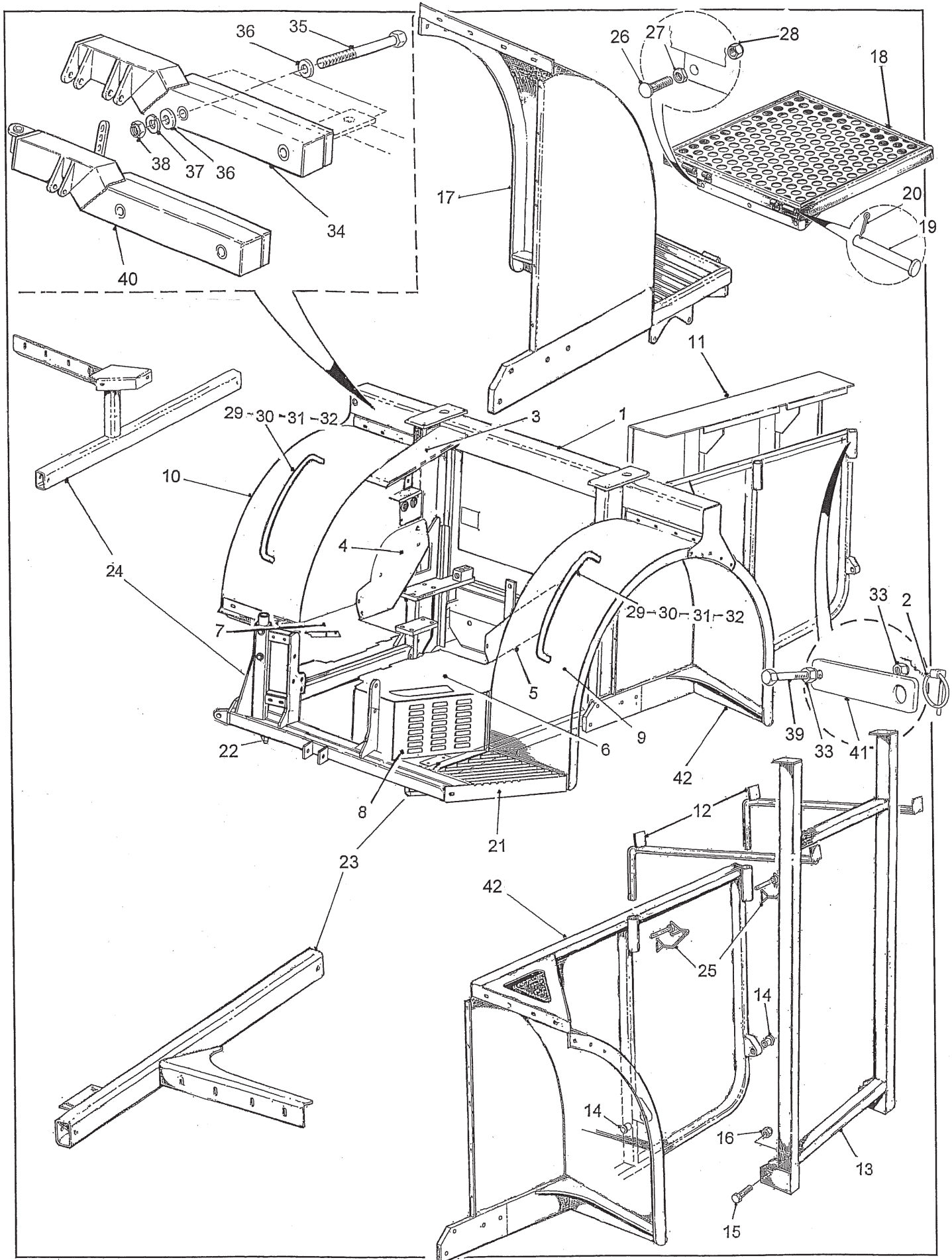


ITEM NO.	PART NO.	DESCRIPTION	QTY
<b>PILING WALL EXTENSIONS &amp; REAR STANDING PLATFORMS</b>			
1	H310093	Piling Wall - Side Extension	1
	H310252	Piling Wall - Side Extension. Tall	1
2	F040616	Bolt 3/8 UNC x 1 3/4 GR. 8	3
3	F320600	Washer 3/8	6
4	F210600	Locknut 3/8 UNC	3
5	H310092	Piling Wall - Front Extension	1
	H310251	Piling Wall - Front Extension. Tall	1
6	F040604	Bolt 3/8 UNC x 1/2 GR. 8	2
7	F320600	Washer 3/8	4
8	F210600	Locknut 3/8 UNC	2
9	H310098	Pivot Bracket - Rear Platform	1
10	F040640	Bolt 3/8 UNC x 4 GR. 8	2
11	F310600	Washer 3/8	4
12	H110536	Backing Plate	1
13	F210600	Locknut 3/8 UNC	2
14	KX30319	Lynch Pin 3/16 x 1 9/16	1
15	H310329	Rear Platform - Triangular - <b>Current</b>	1
	H310059	Rear Platform - Long Rectangular - <b>Non Current</b>	1
16	H310220	Standing Platform - Roll	1
	H310221	Standing Platform - Slab. 16in. & 18in	1
	H310390	Standing Platform - Slab. 24 in. 36 in. LG. (made Standard) - <b>Current</b>	1
17	H310148	Hinge Pin - <b>Current</b>	2
	H310122	Hinge Pin - <b>Non Current</b>	2
18	F910514	Cotter Pin 5/32 x 1 1/2 Plated	2
19	F020824	Carriage Bolt 1/2 UNC x 2 1/2	2
20	F220800	Nut 1/2 UNC	2
21	H310137	Rear Platform - Short 16in. & 18in. 12 in. wide	1
	H310284	Rear Platform - Short. 24 in. 18 in. wide (made Standard)	1
22	F020612	Carriage Bolt 3/8 UNC x 1 1/4	4
23	F320600	Washer 3/8	4
24	F310600	Lockwasher 3/8	4
25	F230600	Nut 3/8 UNC	4
26	F210800	Locknut 1/2 UNC	2



**NOTE**  
 Item #9 Canopy Cover &  
 Item #15 Tie Wraps are  
 not illustrated.

ITEM NO.	PART NO.	DESCRIPTION	QTY
<b>CANOPY ASSEMBLY &amp; LIGHTS (STANDARD)</b>			
1	H310164	Canopy Support (B)	1
2	H310165	Canopy Support Vertical Post (Standard)	1
	H310181	Canopy Support Vertical Post (False Piling Wall)	1
	H310301	Canopy Support Vertical Post (False Piling Wall. Tall)	1
3	H310385	Rear Spreader - <b>Current</b> J.D 5065E & up (Lage Muffler)	1
	H310166	Rear Spreader (Standard) - <b>Non Current</b>	1
4	H110768	Top Front Spreader L.H. (B) - Blue Tape	1
5	H110769	Top Front Spreader R.H. (B) - Green Tape	1
6	H110770	Front Angled member L.H. (B) - Red Tape	1
7	H110771	Front Angled member R.H. (B) - White Tape	1
8	H110772	Rear Angled Member (B) - Black Tape	1
9	H110760	Canopy Cover (Green & Yellow) - <b>Non Current</b>	1
	H111490	Canopy Cover (Red & Blue)	1
10	H510234	Work Light Assembly	3
	KE90038	LED Work Light - <b>Current</b>	3
	KE90010	Work Light - <b>Non Current</b>	3
	KE90014	Bulb. Work Light - 12V-55W - <b>Non Current</b>	3
11	KN02007	Signal Lens L.H. (John Deere)	1
12	KN02008	Signal Lens R.H. (John Deere)	1
13	H110935	90° Brace Clamp (One Half)	30
14	H510236	Wiring Harness - Work Lights & Signal Lenses	1
15	KX99107	Tie Wraps (Attaching Canopy Cover)	35
16	F020516	Carriage Bolt - 5/16 UNC x 1 3/4	16
17	F210500	Nyloc Nut 5/16 UNC	16
18	F040820	Bolt - 1/2 UNC x 2.00 GR. 8	8
19	F230800	Hex Nut - 1/2 UNC	8
20	F040714	Bolt - 7/16 UNC x 1.5 GR.8	9
21	F220700	Jam Nut - 7/16 UNC	9
22	F320700	USS Washer - 7/16 (1.25 O.D. x 0.50 I.D.)	18
23	H310162	Canopy Frame Cross Brace	1
24	H110761	Canopy Frame Cross Brace Front & Rear	2
25	H110762	Canopy Frame Cross Brace	4
26	H110219	Frame - Rear Straight	1
27	H110220	Frame - Front Corner L.H.	1
28	H110221	Frame - Front Corner R.H.	1
29	H110723	Frame - Rear Corner L.H.	1
30	H110724	Frame - Rear Corner R.H.	1
31	F700204	Screw #10 Self Tap Pan Hd. Phil. St. Stl.	5
32	F310800	Lockwasher 1/2	8
33	F320800	Washer 1/2	16
34	G0108065	Bolt - M8 x 1.25 x 65 (metric) (John Deere)	2



ITEM NO.	PART NO.	DESCRIPTION	QTY
<b>PANELS AND FENDERS - JOHN DEERE</b>			
*1		Tractor Mount Rear Frame	1
2	KX30020	Pin. Lynch 1/4	1
*3		Arm Rest	1
*4		Tractor Panel - Seat R.H.	1
*5		Tractor Panel - Seat L.H.	1
*6		Floor Panel - L.H.	1
*7		Floor Panel - R.H.	1
*8		Step Panel - <b>Non Current</b>	1
*9		Fender Front - L.H.	1
*10		Fender Front - R.H.	1
11	H310116	False Piling Wall	A/R
12	H310041	Pallet Hanger	2
13	H310053	Pallet Platform (Accessory)	1
14	KB52418	Bushing	2
15	F041240	Bolt 3/4 unc x 4 Gr.8	2
16	F211200	Locknut 3/4 unc	2
17	H310067	Right Rear Fender w/ Platform	1
18	H310220	Standing Platform. Hinged (Roll)	1
	H310221	Standing Platform. Hinged (Slab)	1
	H310390	20 x 36 in. Standing Platform. (Hi-Floatation Tires)	1
19	H310148	Hinge Pin	2
20	F910514	Cotter Pin 5/32 x 1 1/2	2
*21		Driver Step	1
*22		Mid-Frame	1
*23		Side Beam - L.H.	1
*24		Side Beam - R.H.	1
25	F910400	Safety Lock Pin	2
26	F020824	Carriage Bolt 1/2 unc x 2 1/2	2
27	F220800	Jam Nut 1/2 unc	2
28	F210800	Locknut 1/2 unc	2
29	H310112	Grab Handle	2
30	G311000	Lockwasher M10	4
31	G0710025	Bolt M10 x 1.25 x 25	4
32	G321000	Washer M10	4
33	F210500	Locknut 5/16 unc	2
34	H301014	Beam Extension - 16 & 18 in.	1
	H301047	Beam Extension - 24 in.	1
	H301251	Beam Extension - 16 & 18 in. (Hi-Floatation Tires)	1
35	F0412120	Bolt 3/4 unc x 12 Gr.8	2
36	F321200	Washer 3/4	4
37	F311200	Lockwasher 3/4	2
38	F231200	Nut 3/4 unc	2
39	F040522	Bolt 5/16 unc x 2 1/4 Gr.8	1
40	H301168	Beam Extension - 24 in 2200 Model	1
41	H110332	Latch. Pallet Platform	1
42	H310049	Fender Rear - L.H.	1





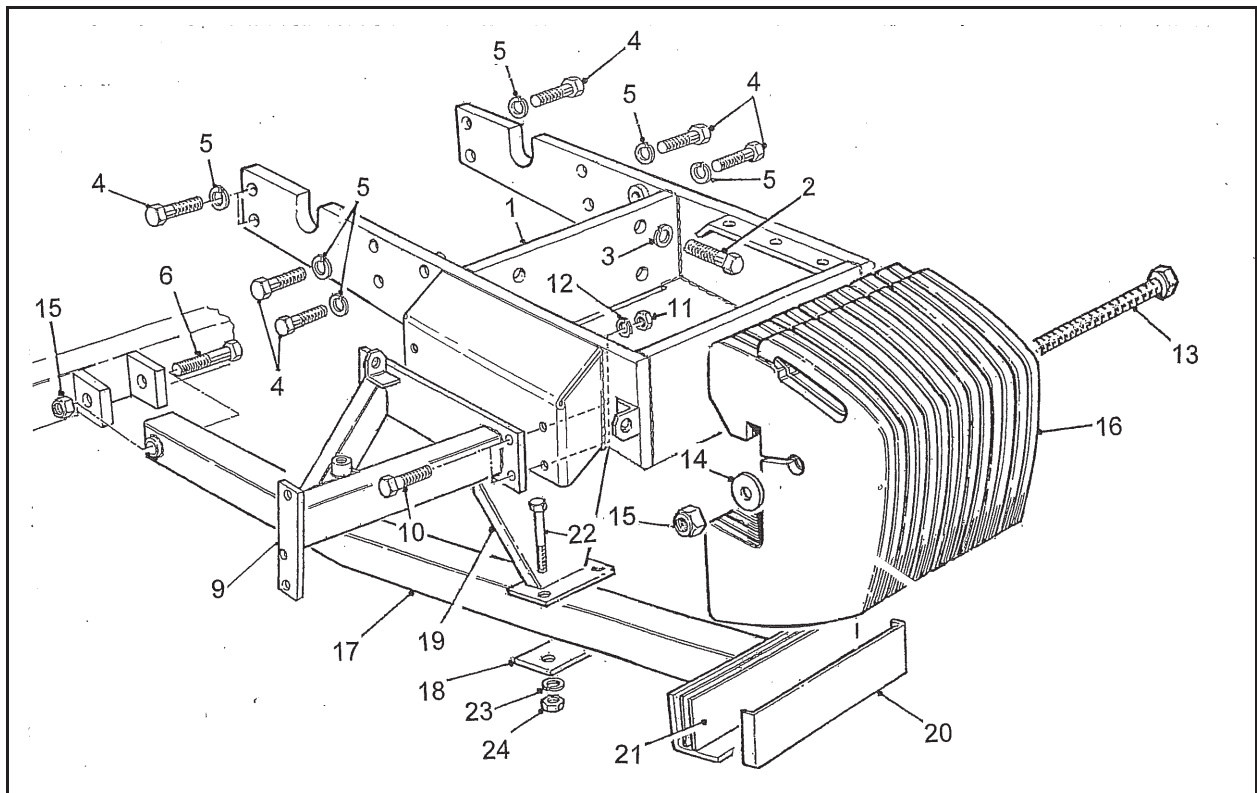
**PANELS & FENDERS - JOHN DEERE CHART**

ITEM NO.	DESCRIPTION	5210/5220	5225	5065E (Small Muffler)	5065 TIER IV (Large Muffler)	5065 TIER IV.1
1	Rear Frame	H310117	H310265	H310327	H310327	H310327
3	Arm Rest	H110309	H110309	H110309	H110309	H111572
4	Tractor Panel R.H	H110442	H111158	H111387	H111510	H111593
5	Tractor Panel L.H.	H110443	H111159	H111382	H111509	H111594
6	Floor Panel R.H.	H110560	H111149	H111384	H111504	H111589
7	Floor Panel L.H.	H110561	H111150	H111385	H111505	H111590
8	Step Panel	H110444	H111161	H110444	H111548	Not Required
9	Fender Front L.H.	H310085	H310267	H310267	H310267	H310407
10	Fender Front R.H.	H310086	H310268	H310268	H310268	H310408
21	Driver Step	H310030	H310260	H310030	H310030	Not Required
22	Mid-Frame	H310089	H310257	H310089	H310377	H310409
23	Side Beam L.H.	H310032	H310258	H310032	H310032	H310405
24	Side Beam R.H.	H310087	H310259	H310328	H310328	H310406

ITEM NO.	PART NO.	DESCRIPTION	QTY
<b>PRIMARY &amp; HALF WEIGHT MOUNTING. FRONT MOUNT TANK</b> <b>John Deere - 5225 &amp; 5065. 2WD &amp; 4WD</b>			
*1		Weight Mount - John Deere	1
2	G0112070	Bolt. M20 x 2.5 x 70 (Metric)	4
3	G312000	Lockwasher M20	4
4	G0116055	Bolt. M16 x 2.0 x 55 (Metric)	12
5	G311600	Lockwasher M16	12
6	F041250	Bolt 3/4 unc x 5 Gr.8	1
9	H310134	Spring Column Mount - Auto-Steer	1
10	F040814	Bolt 1/2 unc x 1 1/2 GR. 8	4
11	F230800	Nut 1/2 unc	4
12	F310800	Lockwasher	4
13	H310109	Clamping Bolt	1
14	F331200	Flatwasher 3/4 SAE	2
15	F211200	Locknut 3/4 unc	1
16	H310167	Primary Weight with Bracket	1
*17		Compression Tube	1
18	H110728	Clamp Plate	1
*19		Hanger Bracket	1
20	H110748	Top Shim. Primary Weight	1
21	H110752	Shim. Primary Weight	A/R
22	F040644	Bolt 3/8 unc x 4 1/2 Gr.8	2
23	F310600	Lockwasher 3/8	2
24	F230600	Nut 3/8 unc	2
23	F310600	Lockwasher 3/8	2
24	F230600	Nut 3/8 unc	2

**NOTE**

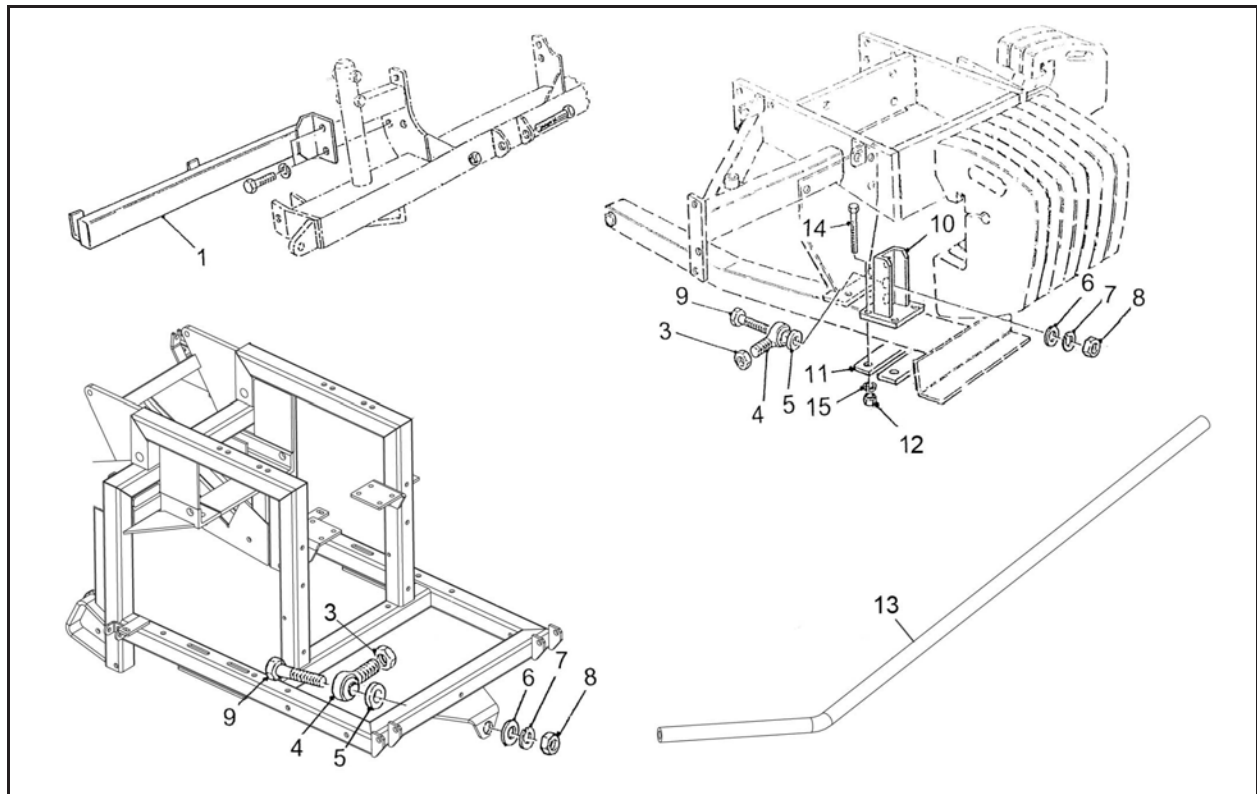
Item 25. Head Weight Clamp Assembly - H500334 contains:  
H300239 - Tie Rod  
H300240 - Wing Nut  
H100634 - Washer



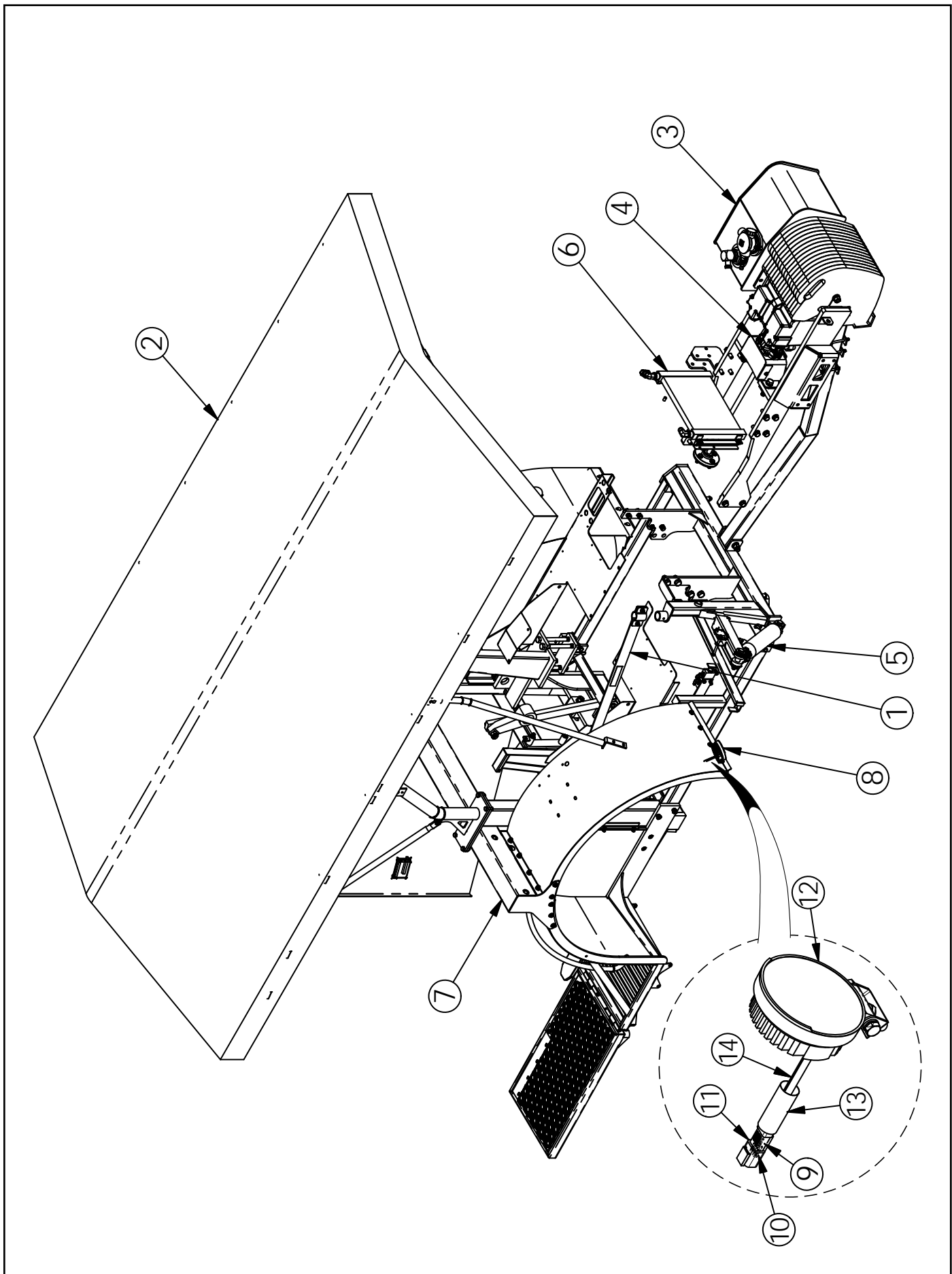
**PRIMARY & HALF WEIGHT MOUNTING - JOHN DEERE 5225 & UP**

ITEM NO.	DESCRIPTION	5225	5065E (Small Muffler)	5065 TIER IV & TIER IV.1 (Large Muffler)
1	Weight Mount	H310261	H310318 (Side Member 50 3/8 LG.)	H310375 (Side Member 57 5/8 LG.)
17	Compression Tube 2WD	H310263	H310322	H310383
	Compression Tube 4WD	H310289	H310337	H310383
19	Hanger Brkt. 2WD	H310262	H310321	Not Required
	Hanger Brkt. 4WD	H310290	H310336	H310336

ITEM NO.	PART NO.	DESCRIPTION	QTY
<b>TIE ROD &amp; HOSE SUPPORT JOHN DEERE</b>			
1	H310128	Hose Support Beam Weldment J.D.	1
3	F221250	Jam Nut 3/4 UNF	2
4	CM00121	Rod End - Male 3/4 UNF. R.H.	2
5	M100041	Spacer	2
6	F321200	Washer 3/4	2
7	F311200	Lockwasher 3/4	2
8	F231200	Nut 3/4 UNC	2
9	F041224	Bolt 3/4 UNC x 2 1/2 GR. 8	2
10	F071220	Bolt 3/4 UNF x 2	1
11	H100517	Front Tie Rod. 2200 (16, 18 & 24 in.) 2WD	1
	H100516	Front Tie Rod. 2200 (16, 18 & 24 in.) 4WD	1
12	F230600	Nut 3/8 UNC	4
13	H100673	Track Rod 16/18 in.	1
	H100674	Track Rod 24 in.	1
14	F010644	Bolt 3/8 UNC x 4 1/2	1
15	F310600	Lockwasher 3/8	1

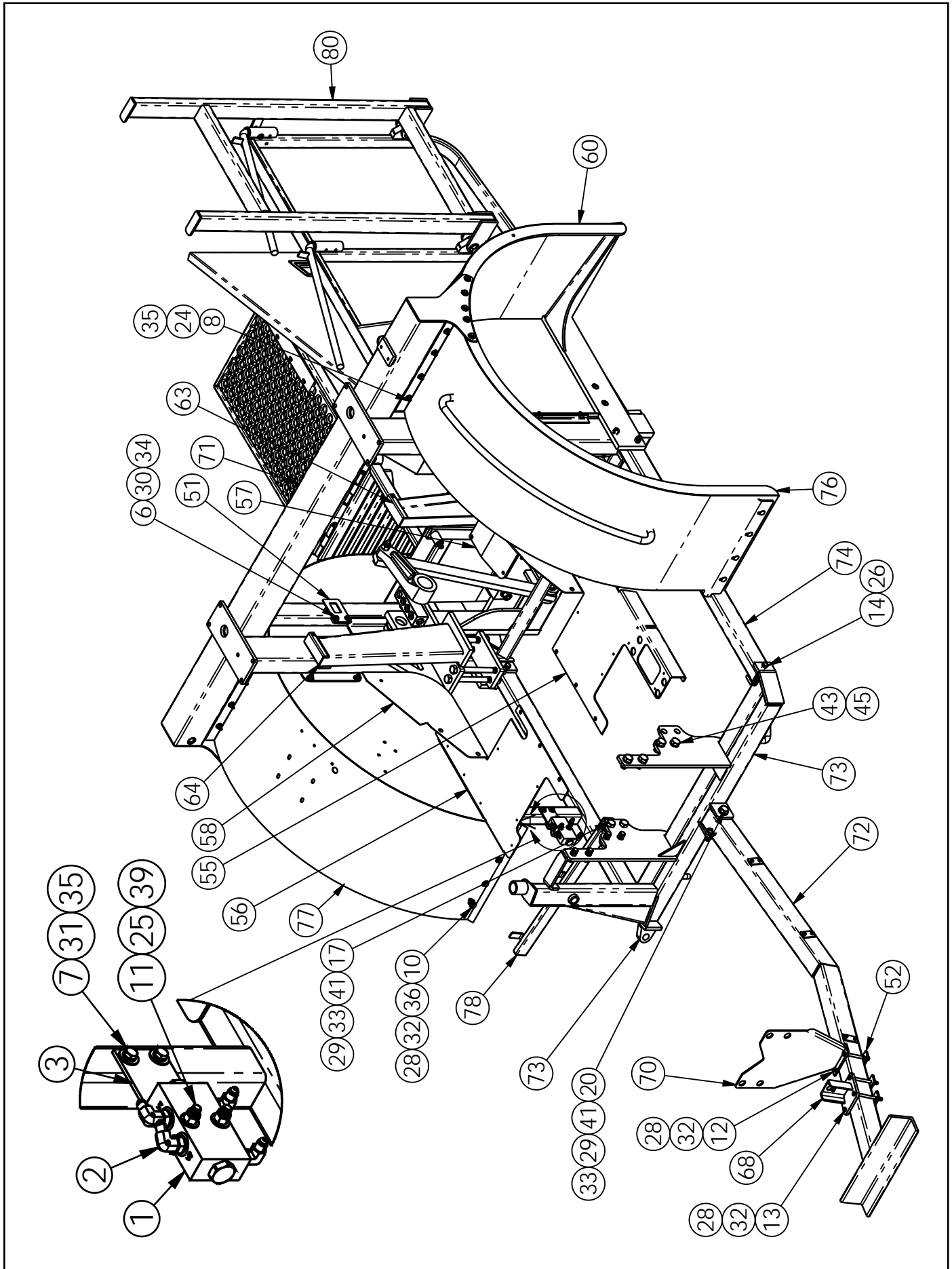






## Brouwer 1570 & 1576 Sod Harvester JD Tractor 5065E Tier IV Assemblies

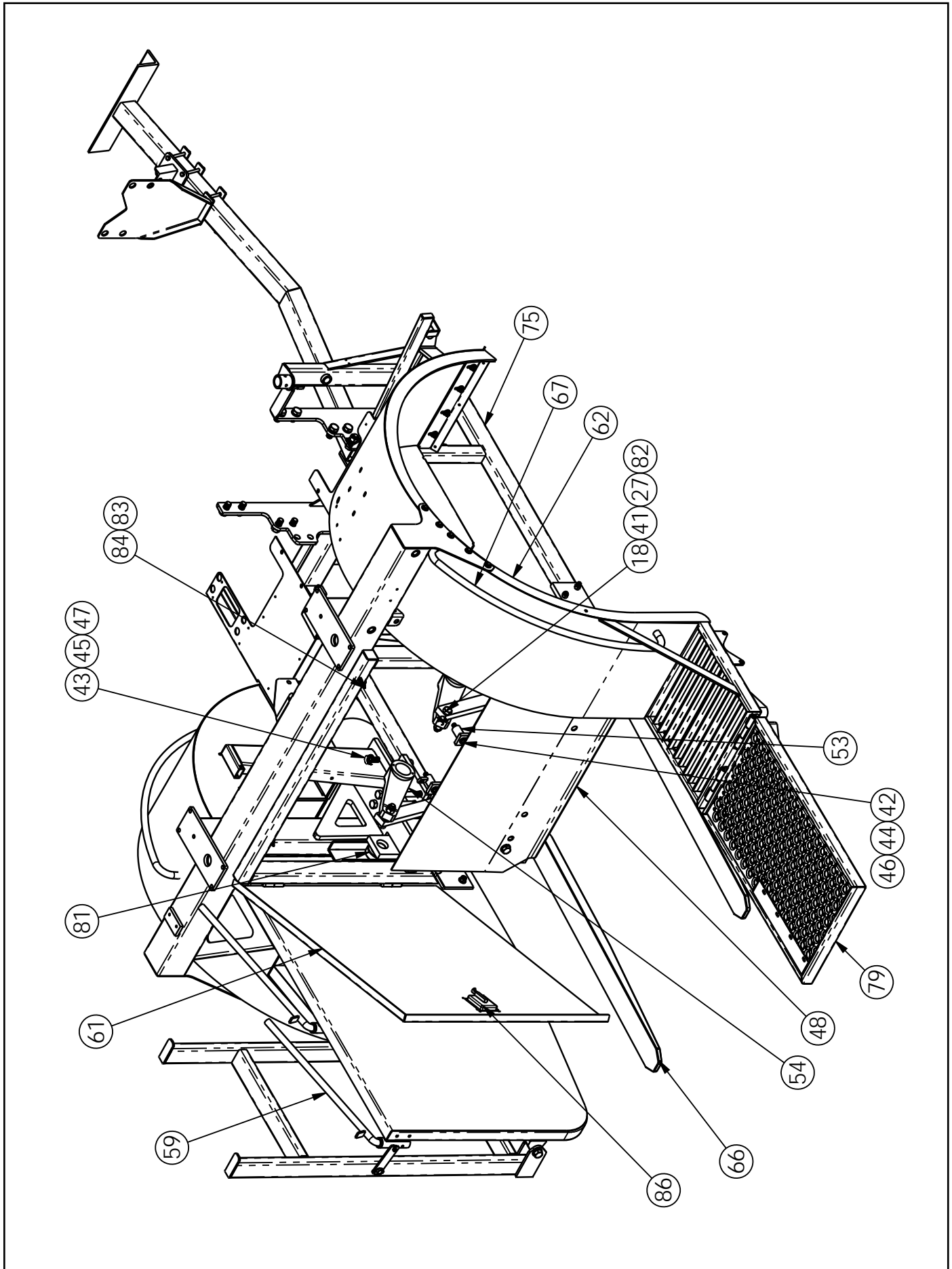
ITEM NO.	PART NO.	QTY	DESCRIPTION
1	H510121	1	WARNING BAR OPERATOR COMPARTMENT 30" (SEE PG. 2-23)
2	H510167	1	CANOPY & LIGHTS STANDARD ASSEMBLY (SEE PG. 2-05)
3	H510271	1	FRONT BRACKET W/WEIGHTS & HYDRAULIC TANK JD TIER 4 (SEE PG. 2-21)
4	H510274	1	PUMP & DRIVE JD TIER IV ASSEMBLY (SEE PG. 3-03)
5	H510284	1	HEAD LIFT CYLINDER & LOCK 5065E TIER IV ASSEMBLY (SEE PG. 1-23)
6	H510302	1	JD 5065E TIER 4.1 COOLER ASSEMBLY (SEE PG. 3-11)
7	H510305	1	STRUCTURAL BEAMS & PANELS BROUWER JD 5065E TIER 4.1 (SEE PGS. 2-15-2-19)
8	H510312	1	WORK LIGHT C/W DEUTSCH RECEPTACLE
9	KE30005	2	DEUTSCH SOLID PIN 16, 18, 20 AWG
10	KE30031	1	WEDGE LOCK 2 CONTACT RECEPTACLE
11	KE30059	1	DT RECEPTACLE 2 PIN
12	KE90038	1	LED WORK LIGHT
13	Q8194-002.00	1	3/4 HEAT SHRINK TUBE DBL WALL W/SEALANT BLACK
14	Q8210-006.00	1	SPLIT LOOM - 0.25 - 6" LG





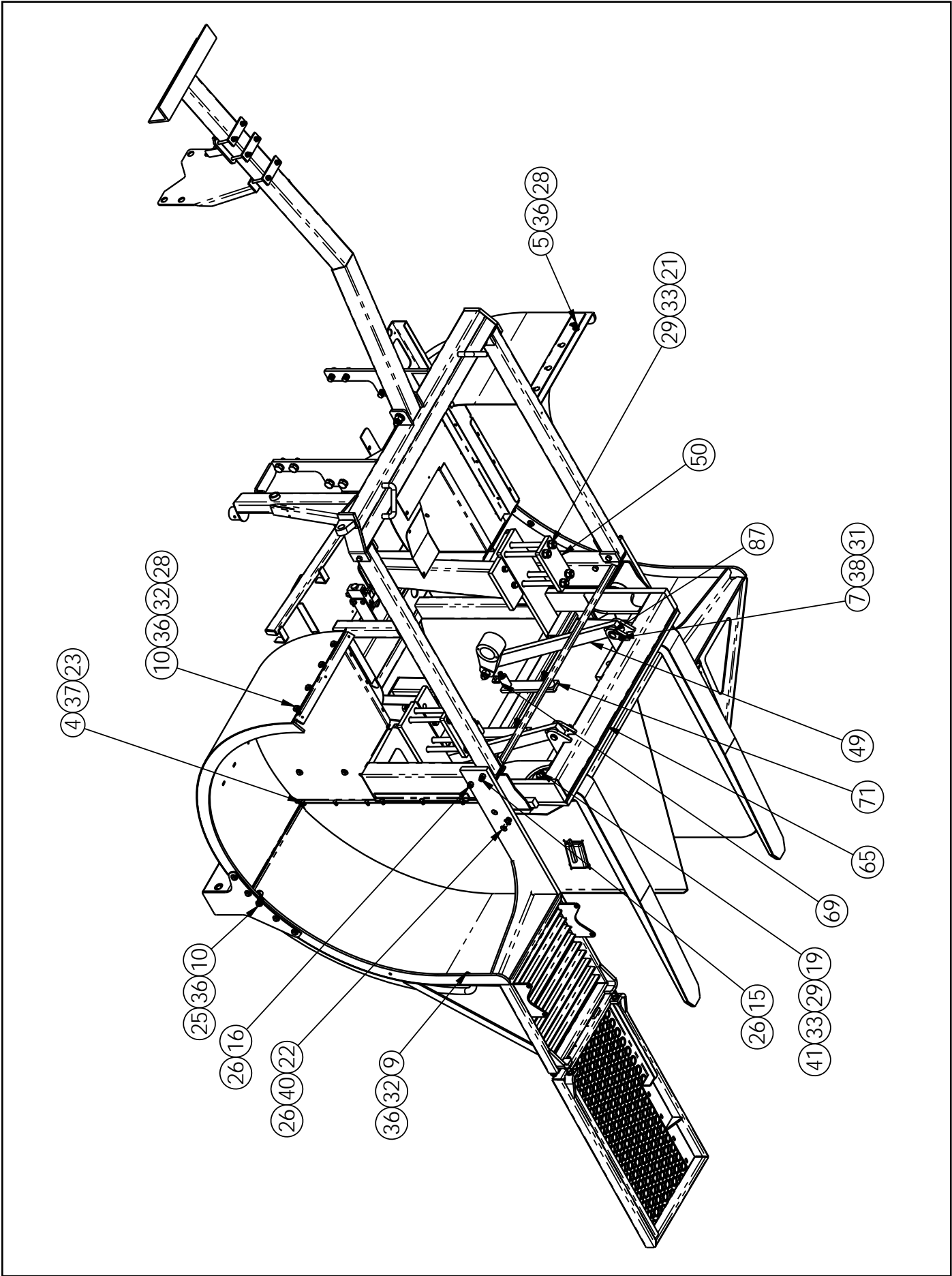
**Brouwer 1570 & 1576 Sod Harvester  
Structural Beams & Panels Brouwer JD 5065E Tier 4.1**

ITEM NO.	PART NO.	QTY.	DESCRIPTION
1	23156	1	LOAD CHECK VALVE
2	4-6-070220	4	FITTING STRAIGHT THREAD O-RING 90° ELBOW - SAE 37° FLARE-TWIN
3	4161190	1	MOUNTING BAR DEPTH CYLINDER LOAD CHECK VALVE
4	F020406	12	BOLT - 1/4 UNC x 3/4 CARRIAGE
5	F020612	4	CARRIAGE BOLT - 3/8 UNC x 1 1/4
6	F040406	2	BOLT 1/4 UNC x 3/4 Gr 8
7	F040506	4	BOLT - 5/16 UNC x 3/4 Gr 8
8	F040512	8	BOLT - 5/16 -18 UNC x 1 1/4 Gr 8
9	F040606	4	BOLT 3/8 UNC X 3/4 Gr 8
10	F040612	18	BOLT - 3/8 UNC x 1 1/4 Gr 8
11	F040622	2	BOLT - 3/8 UNC x 2 1/4 Gr 8
12	F040640	2	BOLT - 3/8 UNC x 4.0 Gr 8
13	F040644	4	3/8 UNC X 4-1/2 HEX BOLT
14	F040840	2	HEX HD BOLT - 1/2-13 UNC x 4.0 GR 8
15	F040844	2	HEX HD BOLT - 1/2-13 UNC x 4-1/2 GR 8
16	F040846	2	HEX BOLT - 1/2 UNC x 4.75 LG. GR 8
17	F041220	2	HEX BOLT - 3/4 UNC x 2.00 GR 8
18	F041234	2	HEX BOLT 3/4 -10 UNC x 3.75 LG. GR 8
19	F041244	2	BOLT-3/4 UNC X 4 1/2 GR 8
20	F041260	1	HEX BOLT 3/4-10 UNC x 6 LG. GR. 8
21	F041290	8	3/4 N.C. X 9 LG. GR 8 HEX HED CAP SC.
22	F120820	4	FLAT HEAD HEX SOCKET 1/2 UNC x 2.00 LG.
23	F210400	12	1/4-20 UNC NYLOC NUT
24	F210500	8	NUT-5/16 UNC NYLOC
25	F210600	16	HEX LOCK NUT - 3/8 -16 UNC
26	F210800	10	NUT-1/2 UNC NYLOC
27	F211200	2	NYLOC NUT 3/4 UNC
28	F230600	14	NUT - 3/8-16
29	F231200	13	HEX NUT - 3/4 UNC
30	F310400	2	WASHER - 1/4 LOCK
31	F310500	4	LOCK WASHER - 5/16
32	F310600	18	LOCK WASHER - 3/8
33	F311200	13	LOCK WASHER - 3/4
34	F320400	2	WASHER-1/4
35	F320500	18	FLAT WASHER - 5/16
36	F320600	44	FLAT WASHER - 3/8



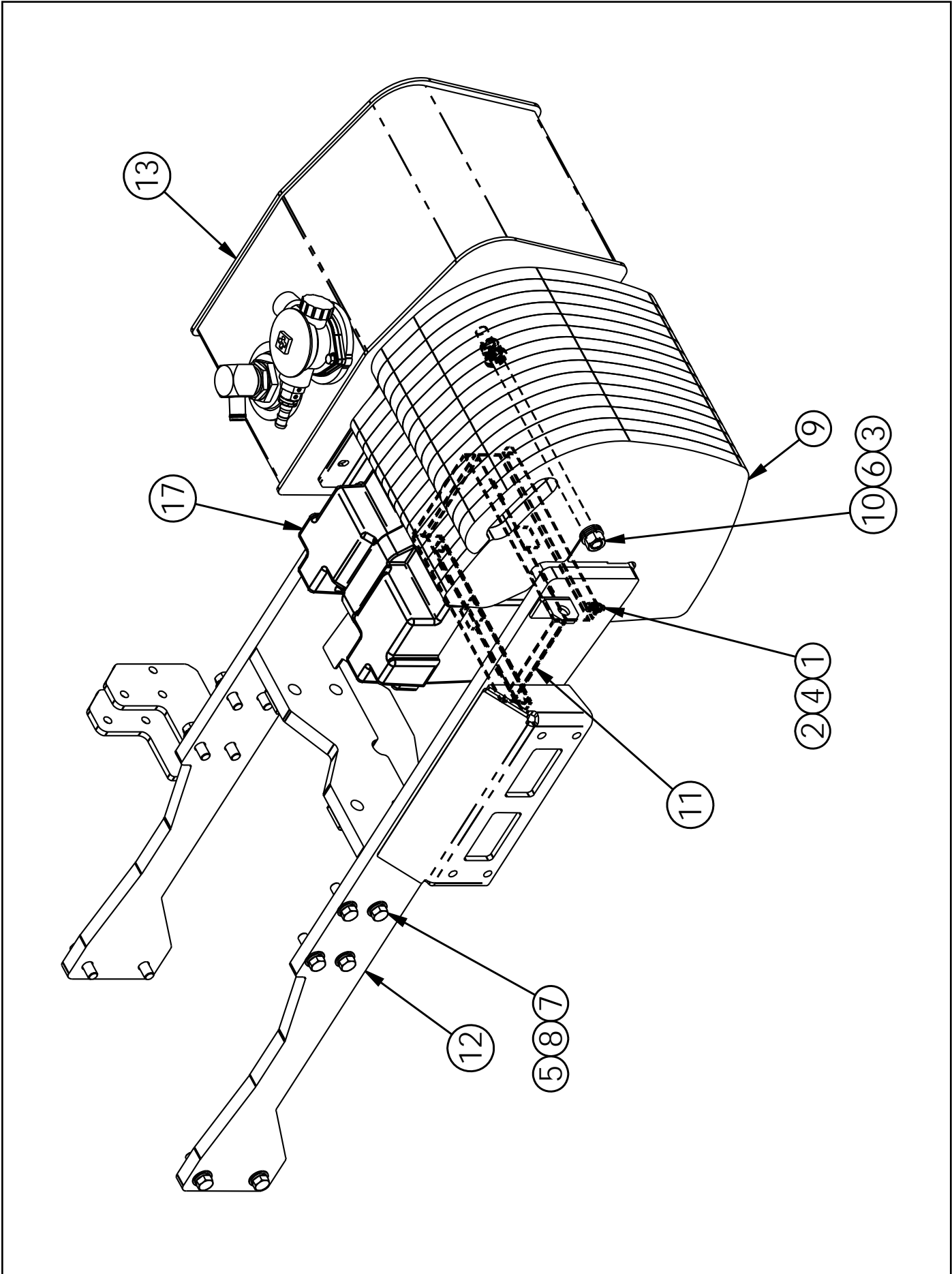
**Brouwer 1570 & 1576 Sod Harvester**  
**Structural Beams & Panels Brouwer JD 5065E Tier 4.1**

ITEM NO.	PART NO.	QTY.	DESCRIPTION
37	F330400	12	1/4 SAE FLAT WASHER
38	F330500	2	5/16 SAE WASHER
39	F330600	2	FLAT WASHER SAE 3/8
40	F330800	4	1/2 SAE FLAT WASHER
41	F331200	12	SAE FLAT WASHER - 3/4 IN.
42	G0414080	4	HEX BOLT - M14 x 2.0 x 90 LG. GR 10.9
43	G0420040	12	BOLT-M20 X 2.5 x 40 GR 10.9
44	G311400	4	LOCK WASHER - M14
45	G312000	12	WASHER-M20 LOCK
46	G3214000	4	M14 WASHER
47	G322008	4	WASHER-M20 HARDENED ZNC
48	H110087	1	FORK SHIELD HARVESTER
49	H110476	2	LIFT LINK JD 5065E
50	H110486	2	REAR BEAM MOUNTING BAR JOHN DEERE
51	H110725	1	DOOR LATCH CATCH HARVESTER
52	H110728	3	CLAMP PLATE
53	H111206	3	SPACER TUBE REAR WALL JOHN DEERE 5225
54	H111491	2	LIFT ARM MODIFICATION JD
55	H111589	1	LH FLOOR PLATE - JD 5065E TIER 4.1
56	H111590	1	RH FLOOR PLATE - JD 5065E TIER 4.1
57	H111593	1	LH CHASSIS FILLER PANEL - JD 5065E TIER 4.1
58	H111594	1	RH CHASSIS FILLER PANEL - JD 5065E TIER 4.1
59	H310041	2	PALLET HANGER WELDMENT- <b>OPTIONAL</b>
60	H310049	1	REAR LEFT FENDER W/A
61	H310066	1	REAR DOOR WELDMENT
62	H310067	1	RIGHT REAR FENDER C/W PLATFORM
63	H310083	1	GAS TANK TOWER WELDMENT 5210 & 5065E LH
64	H310084	1	GAS TANK TOWER WELDMENT 5210 & 5065E RH
65	H310088	1	FORK FRAME JOHN DEERE HARVESTER
66	H310107	2	Y2K FORK - 46"
67	H310112	2	GRAB HANDLE WELDMENT
68	H310124	1	MOUNT FRONT TRACK BAR NH
69	H310278	1	DRAUGHT LINK ANCHOR & REAR FRAME SPACER J.D. 5225
70	H310336	1	HANGER BRACKET WELDMENT J.D. 5065E 4WD
71	H310365	1	BROUWER REAR FRAME TRACTOR MOUNT J. D. 5065E
72	H310383	1	COMPRESSION TUBE WELDMENT J.D. 5065E TIER IV



**Brouwer 1570 & 1576 Sod Harvester  
Structural Beams & Panels Brouwer JD 5065E Tier 4.1**

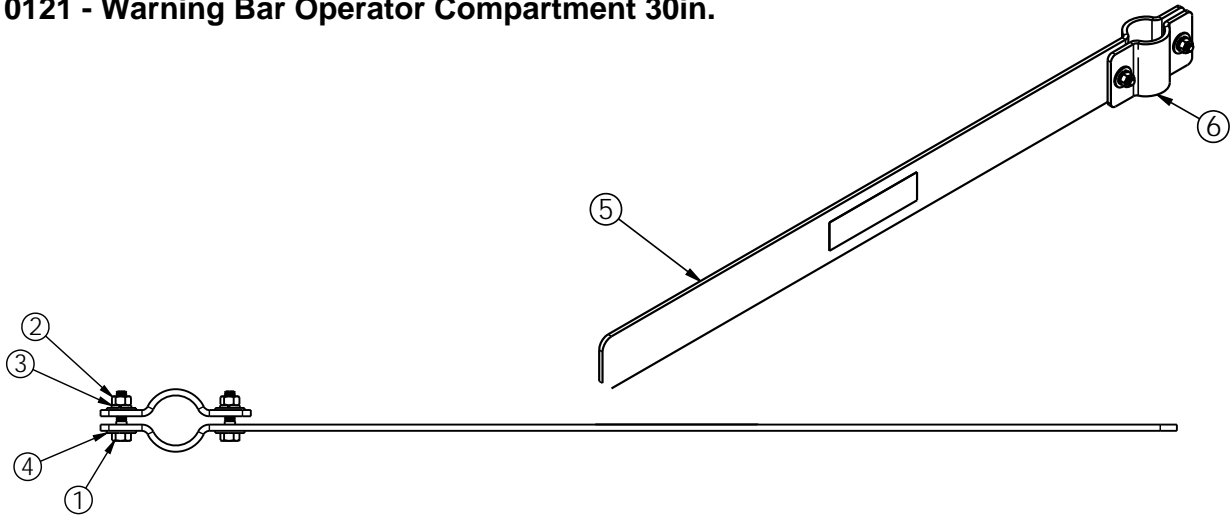
ITEM NO.	PART NO.	QTY.	DESCRIPTION
73	H310404	1	COMMON MID FRAME JD5065E TIER 4.1
74	H310405	1	LEFT SIDE BEAM - JD 5065E TIER 4.1
75	H310406	1	RIGHT SIDE BEAM JD 5065E TIER 4.1
76	H310407	1	FRONT LEFT FENDER - JD5065E TIER 4.1
77	H310408	1	FRONT RIGHT FENDER - JD5065E TIER 4.1
78	H310415	1	HOSE SUPPORT BEAM 1570, 1580 WELDMENT
79	H500453	1	STANDING PLATFORM HINGED 24 IN. SLABBER ASSEMBLY - <b>OPTIONAL</b>
80	H510016	1	FOLD DOWN PALLET PLATFORM ASSEMBLY - <b>OPTIONAL</b>
81	KB10001	4	COMBINATION BEARING ROLLER
82	KB11214	2	BUSHING IGUS 0.875 x 0.75 x 1.00
83	KH01128	2	HOSE END - 1/8 NPT
84	KM11492	2	GREASE FITTING - 1/8 NPT FEMALE
85	KM99060	1	SMV EMBLEM
86	KX50001	1	PADDLE HANDLE
87	T300149	2	PIVOT PIN



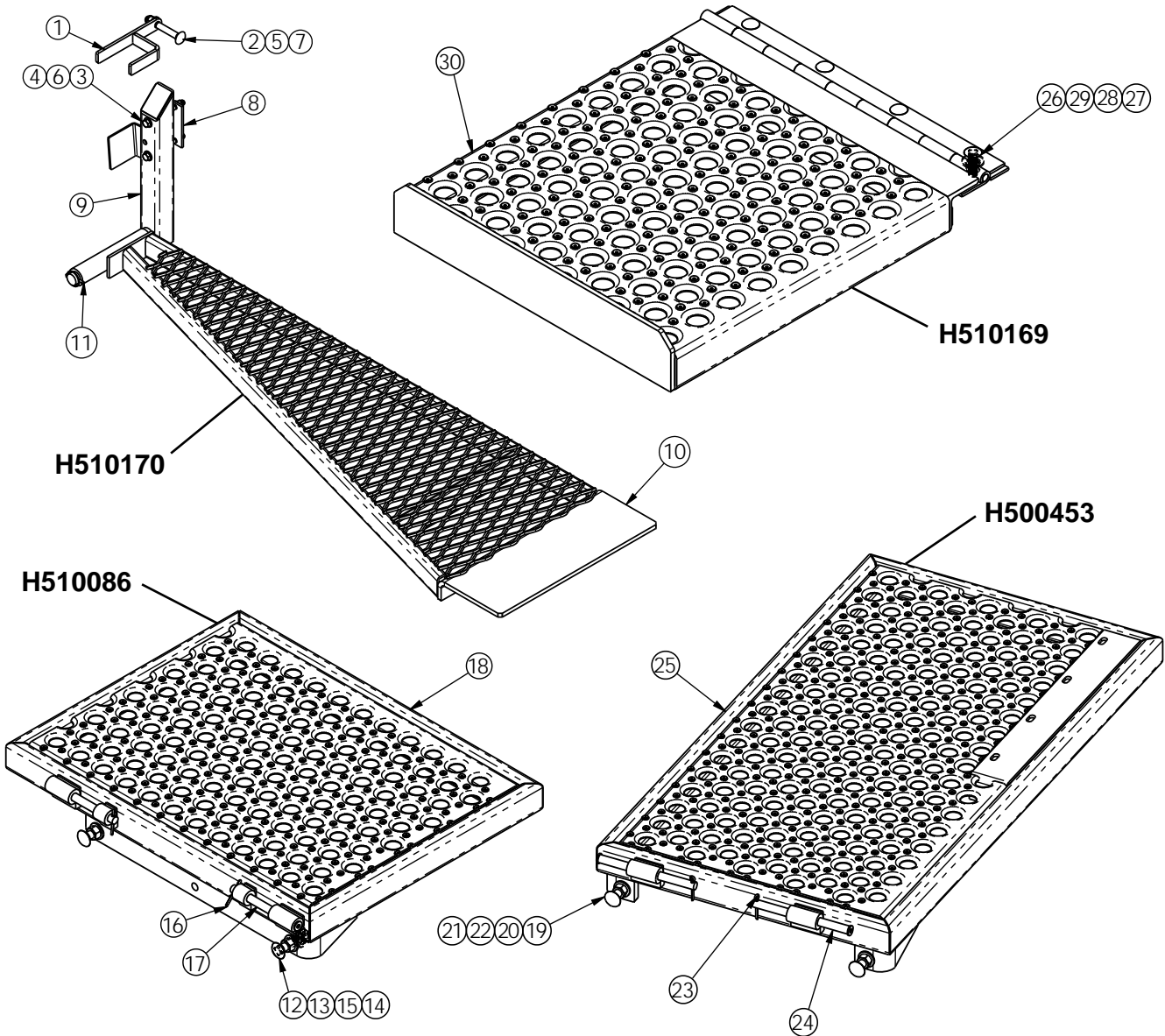
**Brouwer 1570 & 1576 Sod Harvester  
Front Bracket, Weights & Hydraulic Tank JD Tier IV**

ITEM NO.	PART NO.	QTY.	DESCRIPTION
1	F040510	4	HEX BOLT - 5/16 - 18 UNC x 1.0 LG. GR. 8
2	F210500	4	NUT-5/16 UNC NYLOC
3	F211200	1	NYLOC NUT 3/4 UNC
4	F330500	4	5/16 SAE WASHER
5	F331000	12	FLAT WASHER SAE 5/8 IN.
6	F331200	6	SAE FLAT WASHER - 3/4 IN.
7	G0416055	12	HEX BOLT M16 X 2.00 x 55 mm LG. GR 10.9
8	G311600	12	WASHER-M16 LOCK
9	H110214	15	PRIMARY WEIGHT HARVESTER
10	H310109	1	CLAMPING BOLT WELDMENT 15 OR 16 WEIGHTS
11	H310248	1	BATTERY TRAY WELDMENT
12	H310375	1	WEIGHT BRACKET JOHN DEERE 5065E TIER IV
13	H510035	1	HYDRAULIC TANK ASSEMBLY (SEE PG. 3-11)
14	H510282	1	STARTER BATTERY CABLE JD 5065E TIER IV ASSEMBLY - NOT SHOWN
15	H510283	1	AUXILAIRY BATTERY CABLE ASSEMBLY - NOT SHOWN
16	H510292	1	GROUND BATTERY CABLE JD TIER IV ASSEMBLY - NOT SHOWN
17	KM00007	1	BATTERY BOX

# H510121 - Warning Bar Operator Compartment 30in.



## Standing Platform Assemblies





## Brouwer 1570 & 1576 Sod Harvester Warning Bar & Platform Assemblies

### H510121 - Warning Bar Operator Compartment 30in.

ITEM NO.	PART NO.	QTY.	DESCRIPTION
1	F040512	2	BOLT - 5/16 -18 UNC x 1 1/4 Gr 8
2	F230500	2	HEX NUT - 5/16-18 UNC
3	F310500	2	LOCK WASHER - 5/16
4	F320500	4	FLAT WASHER - 5/16
5	H111192	1	WARNING BAR OPERATOR COMPARTMENT 30"
6	H111193	1	CLAMP BAR

### H510170 - Long Secondary RR Platform Slabber

ITEM NO.	PART NO.	QTY.	DESCRIPTION
1	6109482	1	PILING PLATFORM LATCH WELDMENT
2	F020850	1	CARRIAGE BOLT - 1/2 - 13 UNC X 5.00 LG.
3	F040640	2	BOLT - 3/8 UNC x 4.0 Gr 8
4	F210600	2	HEX LOCK NUT - 3/8 -16 UNC
5	F210800	1	NUT-1/2 UNC NYLOC
6	F330600	4	FLAT WASHER SAE 3/8
7	F330800	1	1/2 SAE FLAT WASHER
8	H110536	1	BACKING PLATE REAR PLATFORM PIVOT BRACKET
9	H310098	1	REAR PLATFORM PIVOT BRACKET
10	H310329	1	PLATFORM TAIL 48"
11	KX30319	1	PINS - LYNCH 3/16" x 1 9/16 PIN LENGTH

### H510086 - Standard Hinged Platform

ITEM NO.	PART NO.	QTY.	DESCRIPTION
12	F020824	2	CARRIAGE BOLT - 1/2 -13 X 2.50 LG.
13	F230800	4	HEX NUT - 1/2 UNC - ZINC PLATED
14	F310800	2	LOCK WASHER - 1/2
15	F330800	4	1/2 SAE FLAT WASHER
16	F910214	2	1/8 DIA COTTER PIN BY 1 1/2 LONG
17	H310148	2	PLATFORM HINGE PIN WELDMENT 5.50 LG
18	H310220	1	STANDING PLATFORM HINGED ROLL-UP SHORT

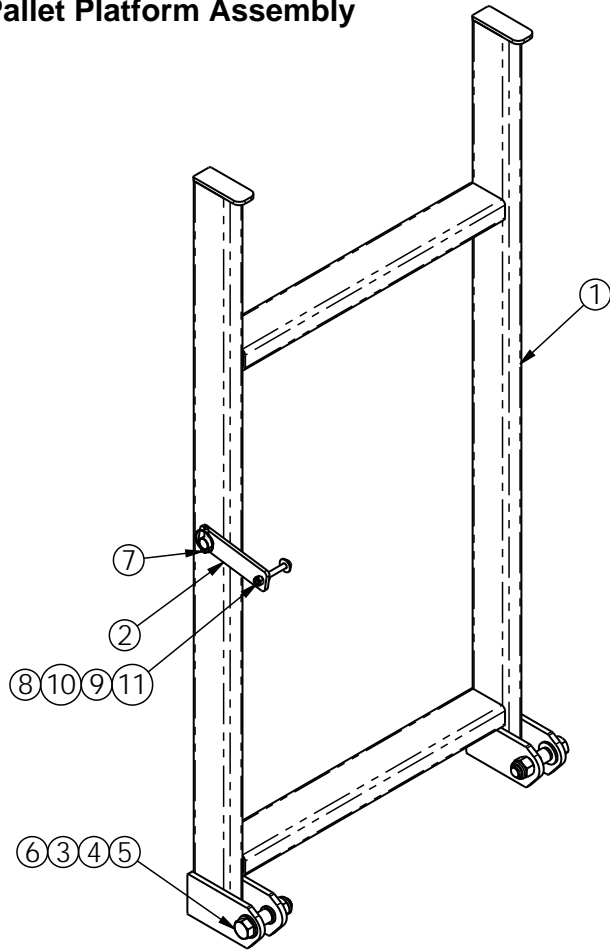
### H500453 - Standing Platform Hinged 24 in. Slabber Assembly

ITEM NO.	PART NO.	QTY.	DESCRIPTION
19	F020824	2	CARRIAGE BOLT - 1/2 -13 X 3.00 LG.
20	F230800	4	HEX NUT - 1/2 UNC - ZINC PLATED
21	F310800	2	LOCK WASHER - 1/2
22	F330800	4	1/2 SAE FLAT WASHER
23	F910214	2	1/8 DIA COTTER PIN BY 1 1/2 LONG
24	H310122	2	SLABBER PLATFORM HINGE PIN WELDMENT
25	H310283	1	STANDING PLATFORM HINGED 24 IN. SLABBER

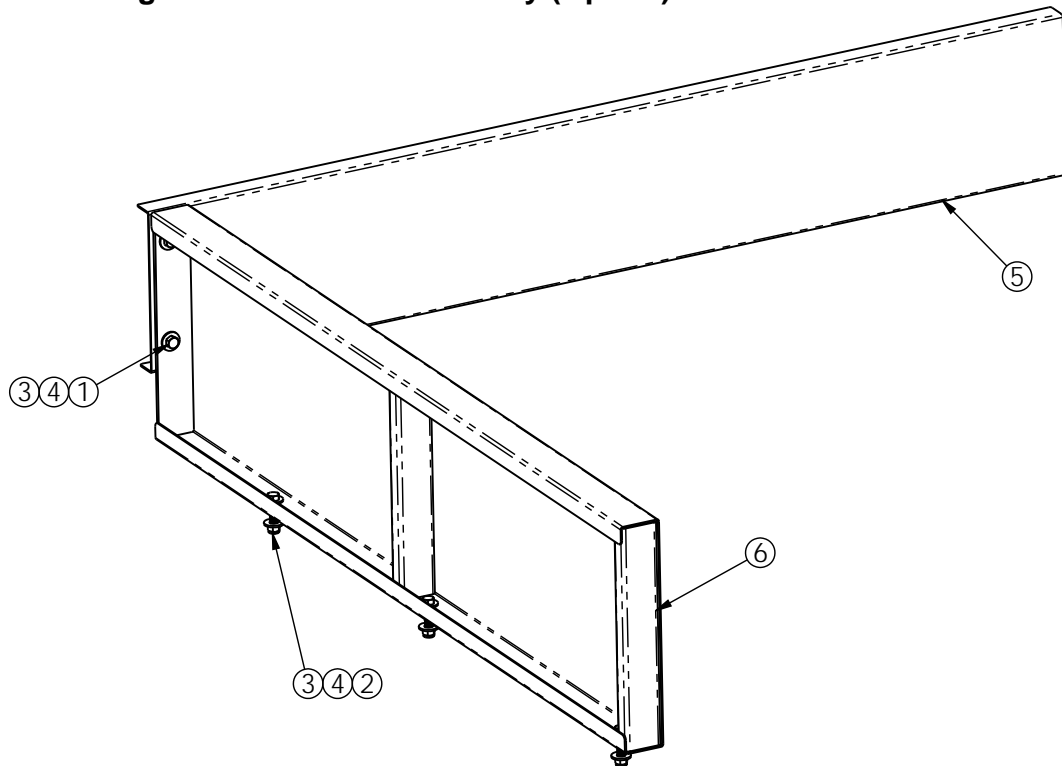
### H510169 - Short Secondary RR Platform Slabber

ITEM NO.	PART NO.	QTY.	DESCRIPTION
26	F020612	4	CARRIAGE BOLT - 3/8 UNC x 1 1/4
27	F230600	4	NUT - 3/8-16
28	F310600	4	LOCK WASHER - 3/8
29	F320600	4	FLAT WASHER - 3/8
30	H310284	1	24 IN. SLABBER SECONDARY PLATFORM (HINGED)

### H510016 - Fold Down Pallet Platform Assembly



### H510088 - Piling Wall Extension Assembly (Option)



**Brouwer 1570 & 1576 Sod Harvester  
Pallet Platform & Piling Wall Extension Assemblies**

**H510016 - Fold Down Pallet Platform Assembly**

ITEM NO.	PART NO.	QTY.	DESCRIPTION
1	H310053	1	PALLET PLATFORM ACCESSORY
2	H110332	1	PALLET PLATFORM LATCH
3	KB52418	2	BUSHING NON-FRICTION 3/4 X 7/8 X 1 W/0.125 FLANGE
4	F331200	4	SAE FLAT WASHER - 3/4 IN.
5	F041234	2	HEX BOLT 3/4 -10 UNC x 3.50 LG. GR 8
6	F211200	2	NYLOC NUT 3/4 UNC
7	KX30020	1	PINS - LYNCH 1/4" x 1 9/16 PIN LENGTH
8	F320500	1	FLAT WASHER - 5/16
9	F210500	1	NUT-5/16 UNC NYLOC
10	F230500	1	HEX NUT - 5/16-18 UNC
11	F040524	1	HEX BOLT - 5/16 -18 UNC x 2 1/2 Gr 8

**H510088 - Piling Wall Extension Assembly (Option)**

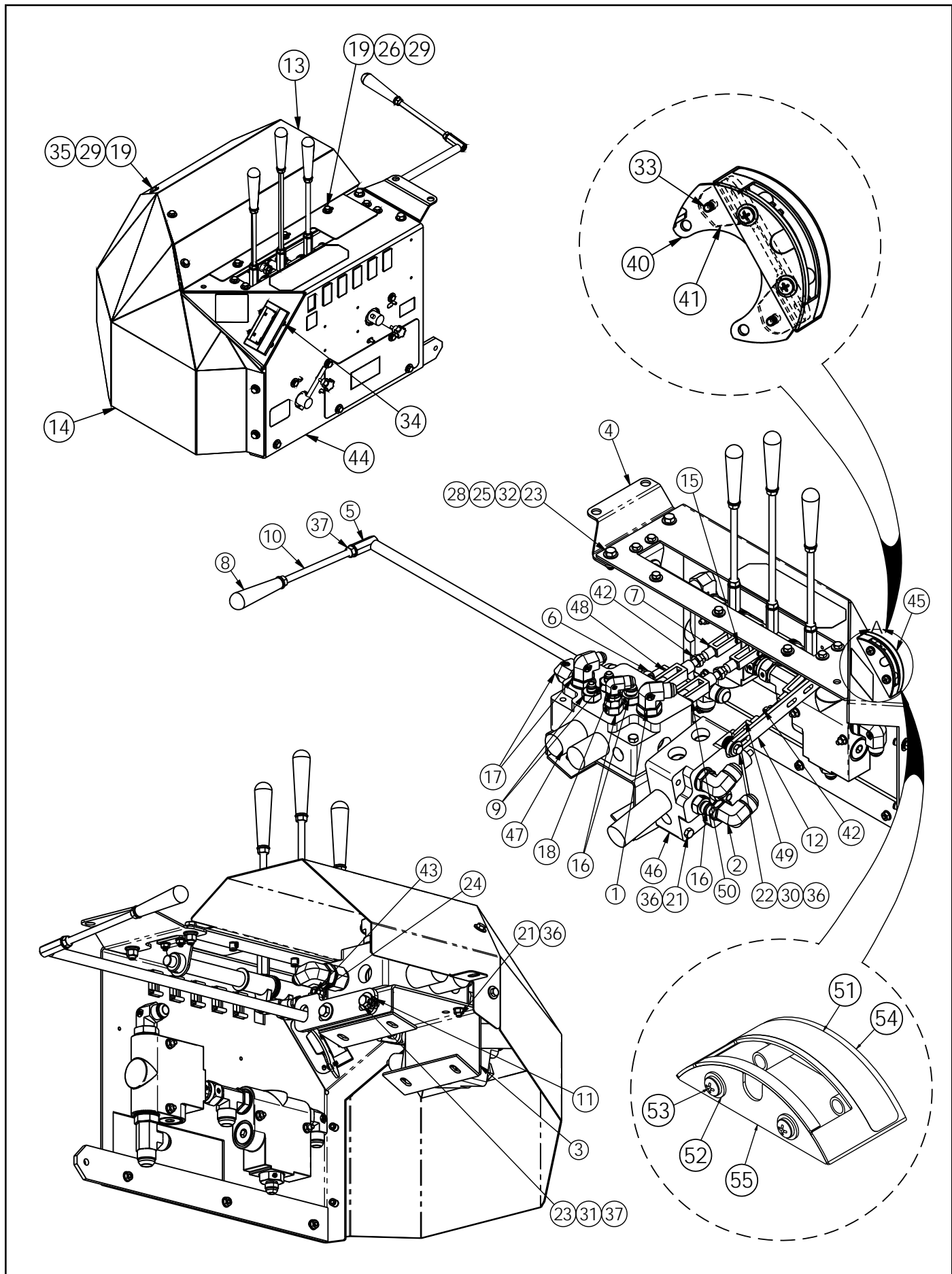
ITEM NO.	PART NO.	QTY.	DESCRIPTION
1	F040610	2	BOLT - 3/8 UNC x 1.0 Gr 8
2	F040616	3	BOLT - 3/8 UNC x 1 3/4 Gr 8
3	F210600	5	HEX LOCK NUT - 3/8 -16 UNC
4	F320600	10	FLAT WASHER - 3/8
5	H310092	1	FRONT EXTENSION PILING WALL EXTENSION WELDMENT
6	H310093	1	PILING WALL SIDE EXTENSION WELDMENT



## **SECTION 3    HYDRAULICS**

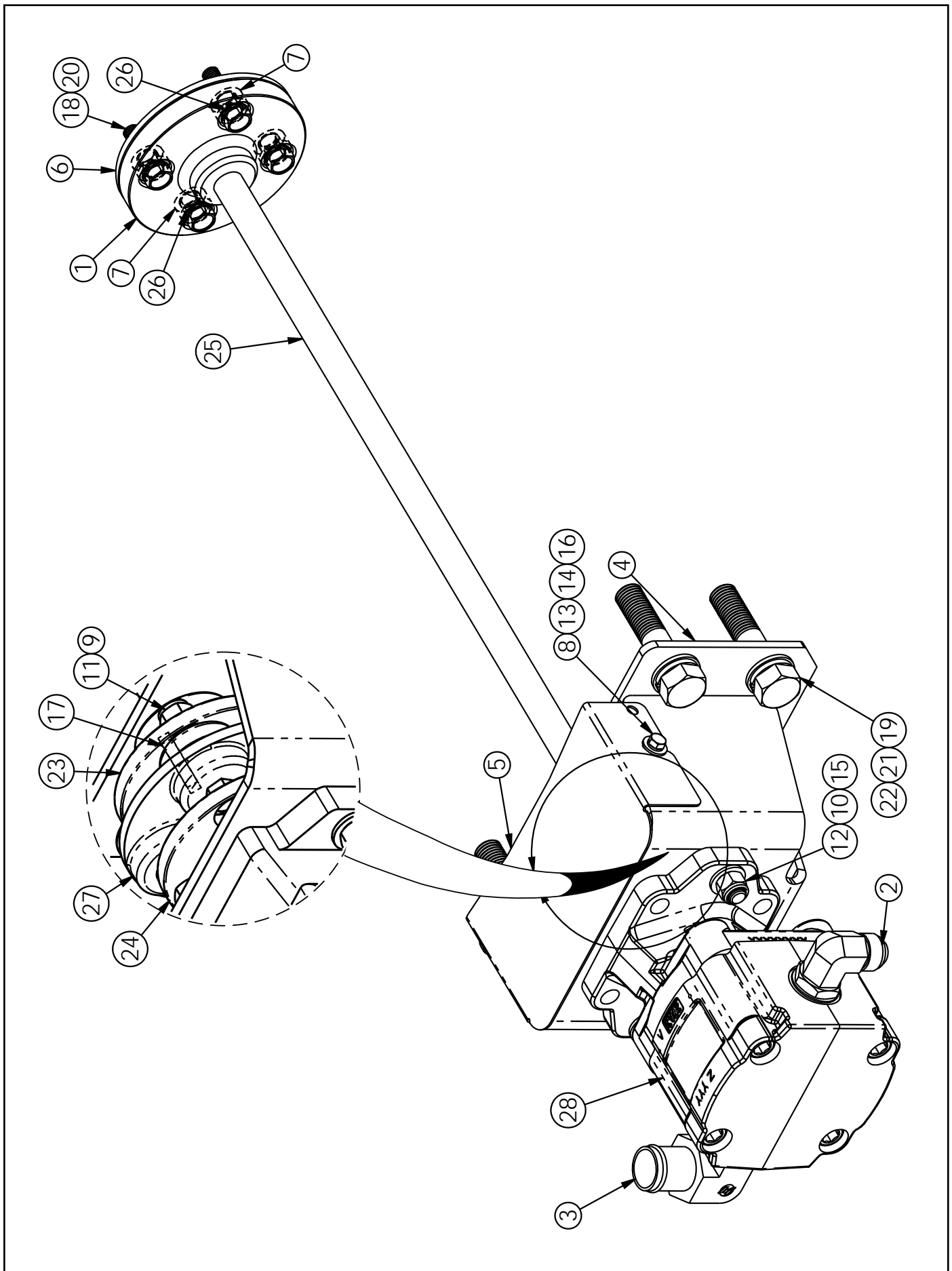
### **1570 & 1576 Models**

Hydraulic Components JD Tier IV Brouwer Assembly	3-01
Pump Drive	3-03
Hydraulic System – Slab	3-05
Hydraulic System – Roll	3-07
Control Console Sub Assembly	3-09
Hydraulic Tank & Cooler Assemblies	3-11
Hydraulic Roll-Up Control Diagram	3-13



**Brouwer 1570 & 1576 Sod Harvester  
Hydraulic Components JD Tier IV Brouwer Assembly**

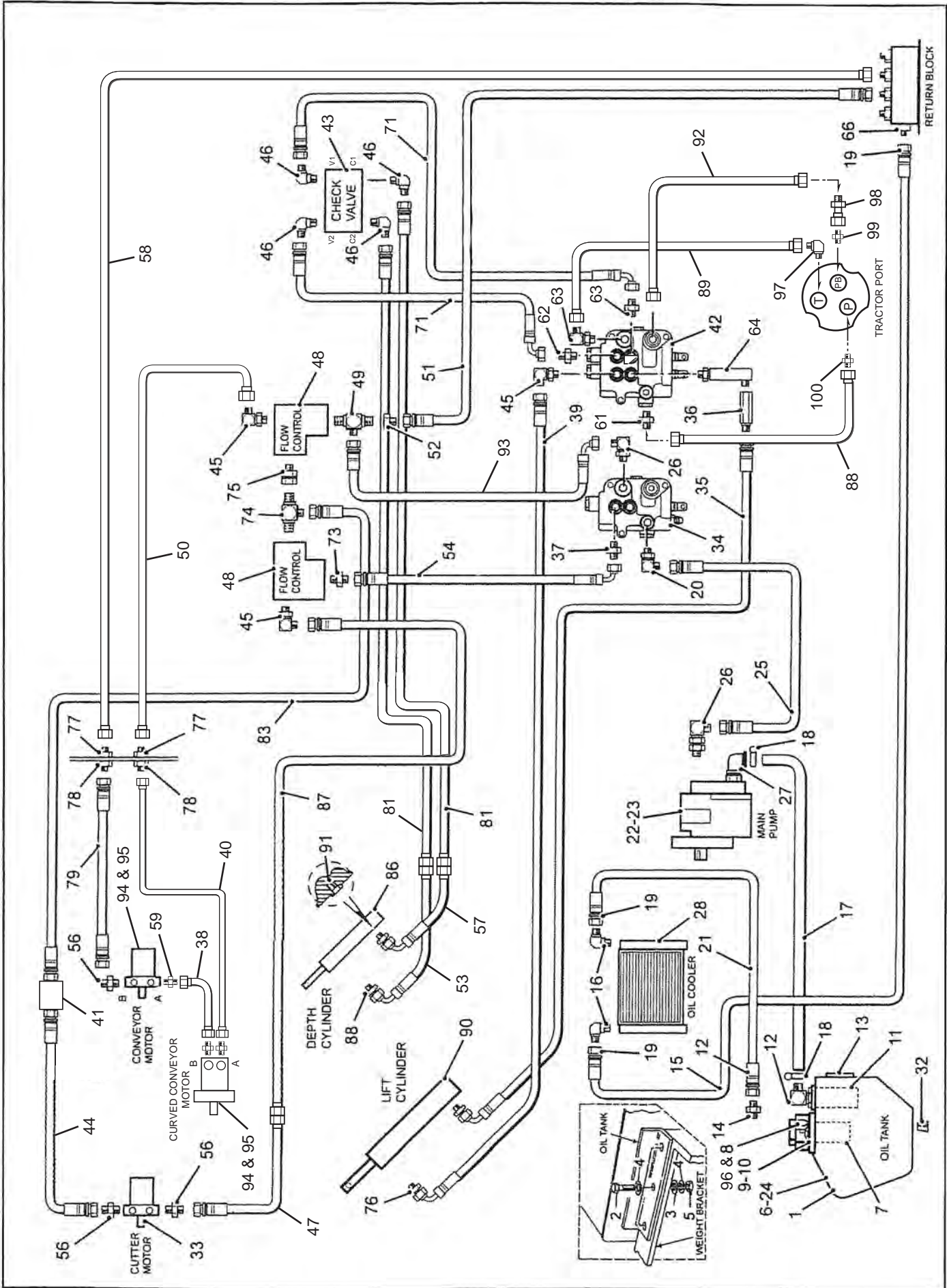
ITEM NO.	PART NO.	QTY.	DESCRIPTION
1	10-12-070220	1	FITTING 5/8 STRAIGHT THROUGH O-RING 90° ELBOW
2	12-12-070220	2	FITTING - STR THRD 90° ELBOW 37° FLARE - SAE ORB
3	4160767	1	MOUNT, MAIN SPOOL - NH4020 W/A
4	4160769	1	MOUNTING BRACKET - BROUWER VALVE PANEL
5	4160801	1	PIVOT, REAR DEPTH CONTROL W/A
6	43005A	1	ROD END 5/16
7	43Y0505F	3	YOKE END 5/16-24 X 5/16 PIN
8	47114	1	KNOB TAPERED
9	6-10-070120	2	FITTING - 3/8 STRAIGHT O-RING CONNECTOR - SAE 37° (JIC) FLARE-TWIN
10	6109486	1	SHORT LEVER ARM
11	6109492	1	PIVOT DEPTH CONTROL FRONT
12	6109496	1	CONTROL PANEL BRACE WELDMENT
13	6109523	1	CONTROL PANEL SHIELD
14	6109536	1	CONTROL PANEL SHIELD WELDMENT
15	6418802	3	CLEVIS PIN - 5/16 X 1.00 LG.
16	8-10-070120	4	FITTING - #10 ORB MALE TO #8 JIC MALE STRAIGHT
17	8-12-070220	2	FITTING STRAIGHT THREAD 45° ELBOW - SAE 37° FLARE TWIN
18	8-8-070221	1	FITTING - SWIVEL NUT 90° ELBOW - SAE 37° (JIC) FLARE-TWIN
19	F040406	9	BOLT 1/4 UNC x 3/4 Gr 8
20	F040510	1	HEX BOLT - 5/16 - 18 UNC x 1.0 LG. GR. 8
21	F040526	3	HEX BOLT - 5/16 - 18 UNC x 2 3/4 Gr 8
22	F040534	1	HEX BOLT - 5/16 UNC x 3.25 LG. GR 8
23	F040610	4	BOLT - 3/8 UNC x 1.0 Gr 8
24	F230500	2	HEX NUT - 5/16-18 UNC
25	F230600	2	NUT - 3/8-16
26	F310400	5	WASHER - 1/4 LOCK
27	F310500	1	LOCK WASHER - 5/16
28	F310600	2	LOCK WASHER - 3/8
29	F320400	9	WASHER-1/4
30	F320500	8	FLAT WASHER - 5/16
31	F320600	2	FLAT WASHER - 3/8
32	F330600	4	FLAT WASHER SAE 3/8
33	F580204	4	#10-24 UNC X 1/2 PHMS S.S.
34	F580210	2	10-24 X 1.00 Lg. PAN HD PHILLIPS S.S. SCREW
35	F840400	4	SERRATED FLANGE NUT - 1/4 UNC
36	F840500	4	SERRATED FLANGE NUT 5/16 UNC
37	F840600	4	SERRATED FLANGE NUT - 3/8 UNC
38	H100575	1	HOSE - COOLER OUT - NOT SHOWN
39	H100582	1	HOSE - COOLER IN - NOT SHOWN
40	H111573	1	ADAPTER PLATE - JD 5065E TIER 4.1
41	H111574	1	THROTTLE MTG BRKT - JD 5065E TIER 4.1
42	H310379	3	THEADED LINK W/A - YOUJI VALVE LINKAGE
43	H310384	1	PIVOT PIN W/A BROUWER REAR DEPTH CONTROL
44	H510260	1	CONTROL CONSOLE SUB ASSEMBLY (SEE PG. 3-09)
45	H510304	1	HAND THROTTLE HOUSING JD 5065E TIER 4.1 ASSEMBLY
46	KH20285	1	SINGLE SPOOL VALVE TIER IV
47	KH20286	1	DUAL SPOOL VALVE TIER IV
48	KM81110	2	CLEVIS YOKE 10 mm
49	KM81111	1	DIN CLEVIS 10 mm
50	KX08105	2	CLEVIS PIN - 10mm X 30mm LG.
51	D001-355	1	DECAL - THROTTLE - JD 5065E TIER 4.1
52	F320200	2	WASHER - #10
53	F580204	2	#10-24 UNC X 1/2 PHMS S.S.
54	H310401	1	THROTTLE COVER W/A - JD5065E TIER 4.1
55	H310402	1	THROTTLE COVER CLOSURE - JD5065E TIER 4.1





**Brouwer 1570 & 1576 Sod Harvester  
Pump Drive**

ITEM NO.	PART NO.	QTY.	DESCRIPTION
1	002239	1	FLANGE - PUMP DRIVE CONV HARVESTER
2	12-12-070220	1	FITTING - STR THRD 90° ELBOW 37° FLARE - SAE ORB
3	20-20-430292	1	FITTING 1 1/4 X 1 1/4 - BEADED TUBE HOSE END 90°
4	4138398	1	WLDMT - MOUNT, PUMP (J.D.)
5	4139486	1	SHIELD - COUPLER J.D.
6	6109048	1	SPACER PUMP PULLEY FLANGE
7	6115068	4	INSERT NEOPRENE PUMP FLG.
8	F040406	2	BOLT 1/4 UNC x 3/4 Gr 8
9	F040724	4	BOLT - 7/16 UNC x 2.50 Gr 8
10	F040816	2	BOLT - 1/2 UNC X 1 3/4 Gr 8
11	F210708	4	HEX LOCK NUT - 7/16 UNC Gr 8
12	F210808	2	NUT-1/2 UNC NYLOC Gr 8
13	F310408	2	WASHER - 1/4 LOCK Gr 8
14	F320408	2	WASHER - 1/4 Gr 8
15	F330808	2	WASHER-1/2 SAE GR 8
16	F850400	2	RIVET NUT - 1/4 UNC (25/64 DRILL)
17	F924414	1	KEY, 0.25 X 0.25 X 1.5 LG
18	G0412045	4	BOLT-M12 X 1.75 X 45 GR 10.9
19	G0420090	4	HEX HEAD M20 x 2.50 X 90 mm LG. GR 8.8
20	G311200	4	LOCK WASHER - M12
21	G312000	4	WASHER-M20 LOCK
22	G322008	4	WASHER-M20 HARDENED ZNC
23	H111162	1	MODIFIED DRIVE HUB PUMP J.D. 5225
24	H111528	1	MODIFIED DRIVE HUB PUMP 1.00 BORE
25	H111533	1	PUMP DRIVE SHAFT JD 5065E TIER IV
26	H111535	4	PUMP FLANGE BUSHING JD 5065E TIER IV
27	KD85105	1	MORFLEX COUPLING 502-R
28	KH30040	1	HARVESTER GEAR PUMP

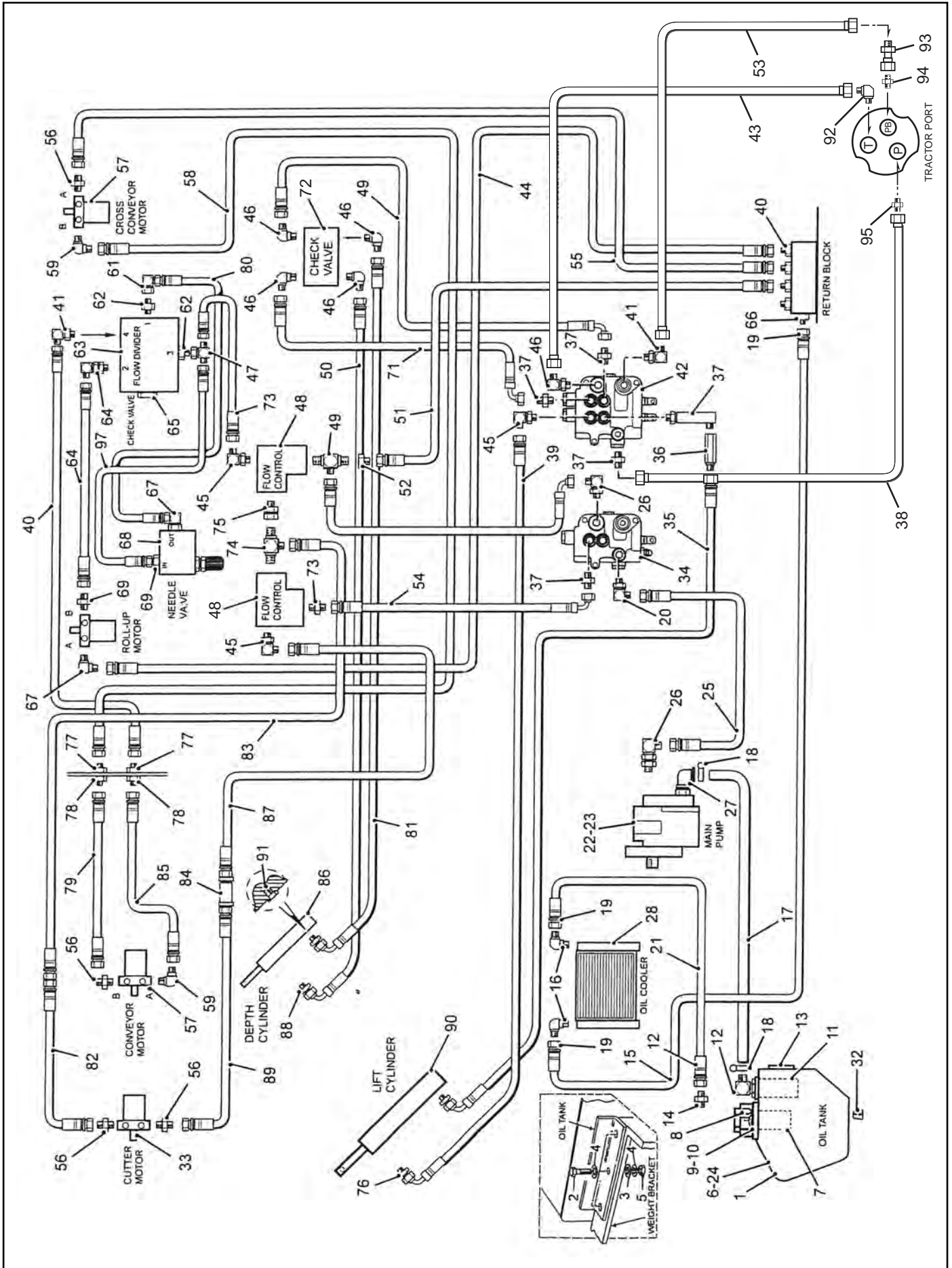


# SOD HARVESTER

# HYDRAULIC SYSTEM (SLAB)

ITEM	PART NO.	DESCRIPTION	QTY	ITEM	PART NO.	DESCRIPTION	QTY
32-1	H310136	HYDRAULIC TANK	1	32-52	KH01109	HOSE END- FEMALE	1
32-2	F040814	BOLT 1/2 UNC X 1 1/2 GR.8	3	32-53	H500752	HOSE. DEPTH CYLINDER	1
32-3	F320800	WASHER 1/2	3	32-54	H500749	HOSE - FLOW CONTROL	1
32-4	F310800	LOCKWASHER 1/2	3	32-56	08-10-070120	FITTING. NO. 8 TO NO. 10	5
32-5	F230800	NUT 1/2 UNC	3	32-57	H500753	HOSE. DEPTH CYLINDER	1
32-6	KH40033	RETURN FILTER/BREATHER	1	32-58	H500755	HOSE - RETURN BLOCK	1
32-7	KH40034	FILTER ELEMENT	1	32-59	08-10-070220	FITTING. NO. 8 TO NO. 10	1
32-8	KH40035	FILTER INDICATOR	1	32-61	10-10-070120	FITTING. NO. 8 TO NO. 12	1
32-9	F010512	BOLT 5/16 UNC X 1 1/4 GR.8	2	32-62	8-12-070220	FITTING. NO. 8 TO NO. 12 90 DEG.	1
32-10	F310500	LOCKWASHER 5/16	2	32-63	08-08-07120	FITTING. NO.6 TO NO.8	1
32-11	KH40020	SUCTION STRAINER	1	32-64	8-8-071620	FITTING. NO. 8 TO NO. 8 90 DEG.	1
32-12	24-24-430292	FITTING. STRGHT. THREAD	1	32-66	12-12-070120	FITTING. NO. 12 TO NO. 12	1
32-13	KH10002	SIGHT LEVEL GAUGE	1	32-71	H500695	HOSE- CHECK VALVE	2
32-14	12-16-070287	FITTING. STRGHT. THREAD	5	32-72	23-156	LOAD CHECK VALVE	1
32-15	Q8576	3/4 IN. RETURN LOW PRESURE 130 IN. LONG	1	32-74	H6122	FITTING. RUN BRANCH T	1
32-16	12-16-070102	FITTING. PIPE THREAD	2	32-75	H6190	FITTING. STRAIGHT	1
32-17	H100583	SUCTION HOSE	1	32-76	06-08-070220	FITTING. NO.6 TO NO.8	1
32-18	KM60007	HOSE CLAMP	2	32-77	08-08-070601	FITTING. BULKHEAD	2
32-19	KH01109	HOSE END. SWIVEL BARB	5	32-78	08-070118	BULKHEAD NUT	2
32-20	12-12-070221	FITTING. 3/4 SWIVEL ELBOW	1	32-79	H500510	HOSE- MAIN CONVEYOR	1
32-21	Q8576	3/4 IN. RETURN LOW PRESURE 76 IN. LONG	1	32-81	H500756	HOSE - DEPTH CYLINDER	2
32-22	KH30040	GEAR PUMP	1	32-83	H500693	HOSE - INLINE FILTER	1
32-23	KH70101	SEAL KIT. GEAR PUMP	1	32-86	KH50001	DEPTH CYLINDER	1
32-24	KH70047	SEAL KIT. FILTER	1	32-87	016344	HOSE - CUTTER MOTOR	1
32-25	H500691	HOSE ASSEMBLY	1	32-88	H500730	TRACTOR PUMP PRESSURE	1
32-26	12-12-070220	FITTING. 12-12	1	32-89	H500732	TRACTOR PUMP RETURN	1
32-27	24-20-430292	FITTING. 24-20	1	32-90	KH31005	HEAD LIFT CYLINDER	1
32-28	KH40083	OIL COOLER	1	32-91	H100129	RESTRICTOR	1
32-29	F040406	BOLT 1/4 UNC X 3/4 GR.8	4	32-92	H500731	TRACTOR PUMP PB	1
32-30	F310400	LOCKWASHER 1/4	4	32-93	Q8576	3/4 IN. RETURN LOW PRESURE 24 IN. LONG	1
32-31	F320400	WASHER 1/4	4	32-94	KH30007	CONVEYOR MOTOR	2
32-32	KH00014	HEX PIPE PLUG (MAGNETIC)	1	32-95	KH70054	SEAL KIT	2
32-33	21-099	CUTTER MOTOR	1	32-96	KH30036	BREATHER FILTER	1
32-34	KH20285	CUTTER CONTROL VALVE	1	32-97	8-18-070287	FITTING. 1/2 90 DEG. ELBOW	1
32-35	H500751	HOSE - LIFT CYLINDER	1	32-98	KH00121	FITTING. NO. 8 O RING TO JIC	1
32-36	23-073	FLOW RESTRICTOR VALVE	1	32-99	8-18-070187	FITTING. STRIAIGHT	1
32-37	08-08-070120	FITTING. NO. 8 TO NO. 8	1	32-100	KN02029	FITTING. ADAPTER	1
32-38	H500536	HOSE - CURVED CONVEYOR	1				
32-39	H500750	HOSE - LIFT CYLINDER	1				
32-40	H500535	HOSE - CURVED CONVEYOR	1				
32-41	KH20111	INLINE FILTER	1				
32-42	KH20286	LIFT & DEPTH CONTROL	1				
32-43	23-156	LOAD CHECK VALVE	1				
32-44	H500631	HOSE - CUTTER MOTOR	1				
32-45	08-12-070220	FITTING. NO. 8 TO NO. 12	4				
32-46	04-06-070220	FITTING. NO. 4 TO NO. 6	4				
32-47	H500632	HOSE - CUTTER MOTOR	1				
32-48	H4067	FLOW CONTROL VALVE	2				
32-49	H6122	FITTING. RUN BRANCH TEE	1				
32-50	H500754	HOSE - FLOW CONTROL	1				
32-51	Q8576	3/4 IN. RETURN LOW PRESURE 21 IN. LONG	1				

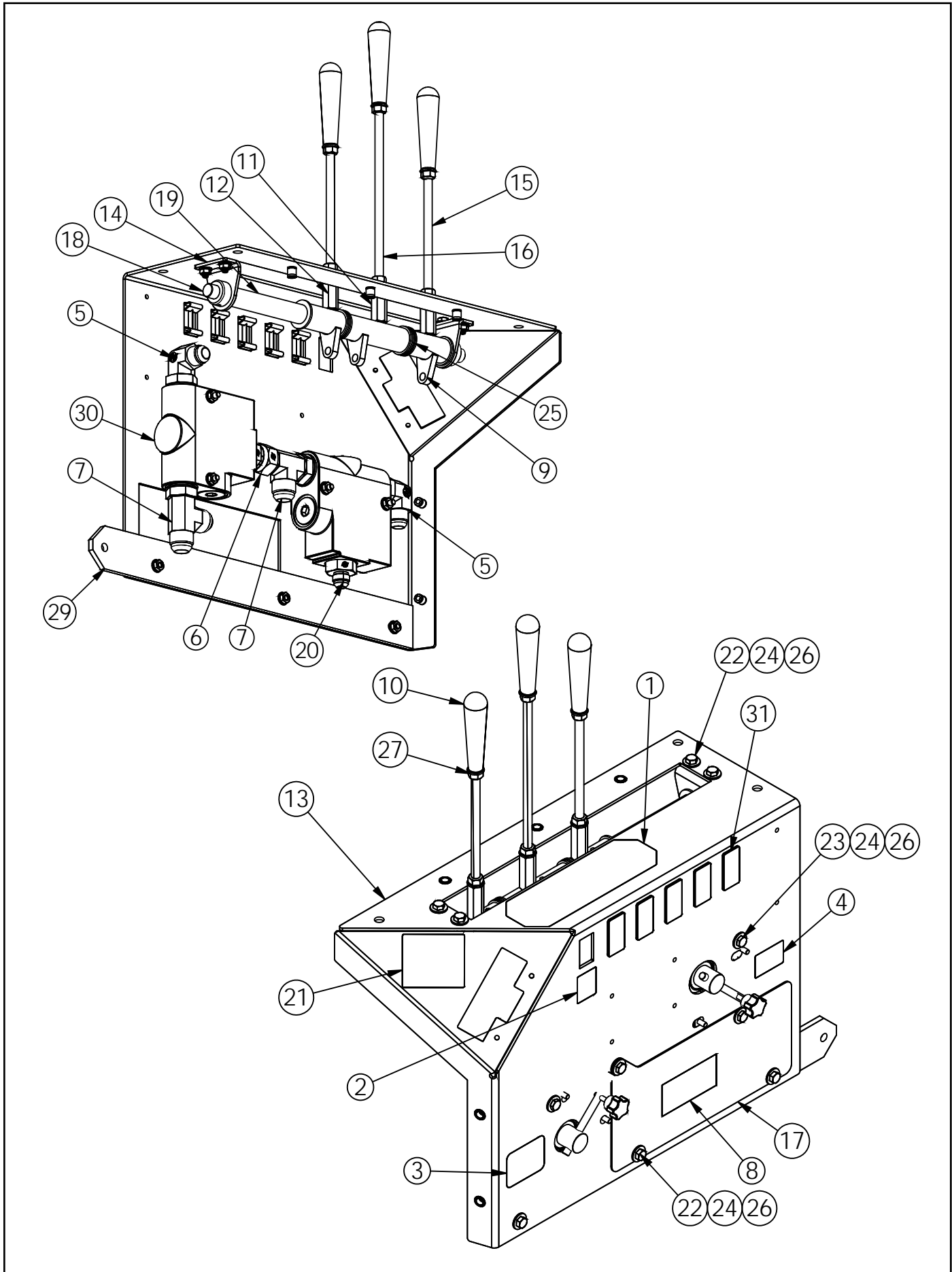




# SOD HARVESTER

# HYDRAULIC SYSTEM (ROLL)

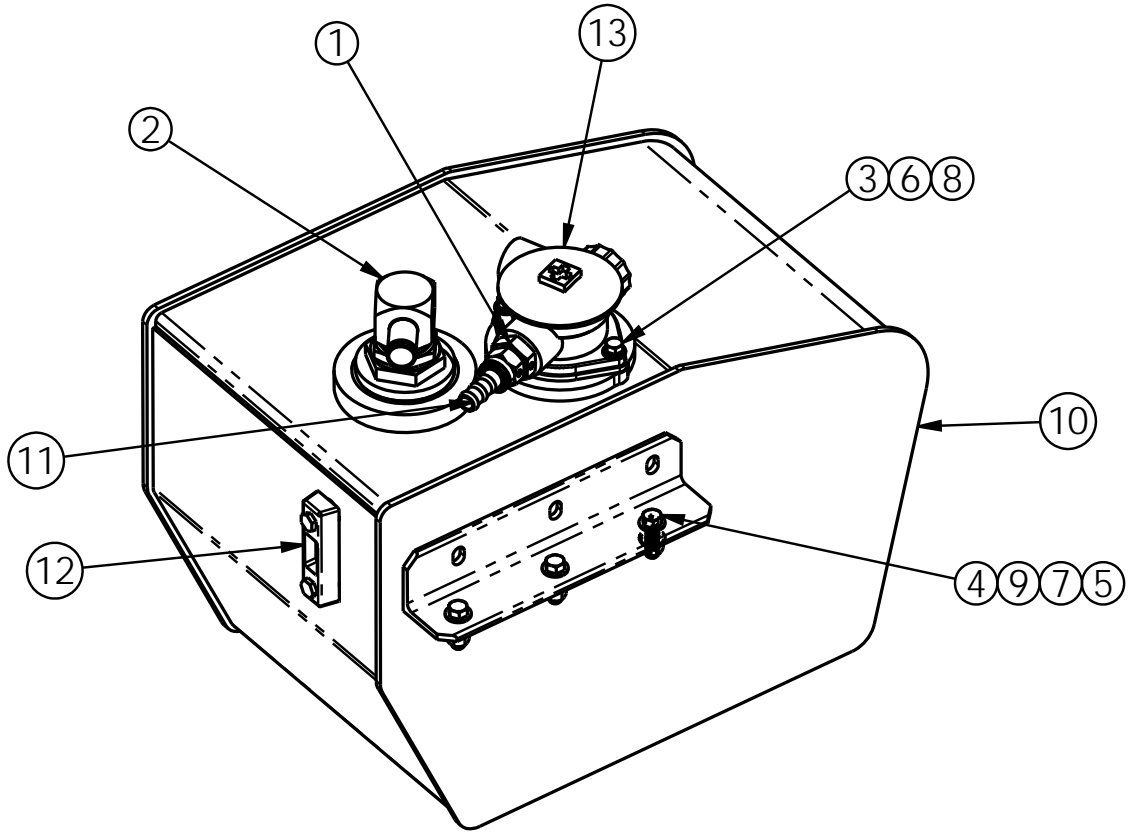
ITEM	PART NO.	DESCRIPTION	QTY	ITEM	PART NO.	DESCRIPTION	QTY
32-1	H310136	HYDRAULIC TANK	1	32-52	KH01109	HOSE END- FEMALE	1
32-2	F040814	BOLT 1/2 UNC X 1 1/2 GR.8	3	32-53	H500731	HOSE - TRACTOR HYD.	1
32-3	F320800	WASHER 1/2	3	32-54	20-233	HOSE - FLOW CONTROL	1
32-4	F310800	LOCKWASHER 1/2	3	32-55	H500583	HOSE - CROSS CONVEYOR	3
32-5	F230800	NUT 1/2 UNC	3	32-56	08-10-070120	FITTING. NO. 8 TO NO. 10	6
32-6	KH40021	RETURN FILTER/BREATHER	1	32-57	KH30007	CONVEYOR MOTOR	2
32-7	KH40022	FILTER ELEMENT	1	32-58	H500574	HOSE- CROSS CONVEYOR	1
32-8	KH40019	FILTER INDICATOR	1	32-59	08-10-070220	FITTING. NO. 8 TO NO. 10	2
32-9	F010512	BOLT 5/16 UNC X 1 1/4 GR.8	2	32-60	H500554	HOSE - FLOW DIVIDER	1
32-10	F310500	LOCKWASHER 5/16	2	32-61	06-06-070221	FITTING. NO. 6 TO NO. 6	1
32-11	KH40020	SUCTION STRAINER	1	32-62	08-08-070120	FITTING. NO. 8 TO NO. 8	2
32-12	24-24-430292	FITTING. STRGHT. THREAD	1	32-63	KH20107	FLOW DIVIDER BODY	1
32-13	KH10002	SIGHT LEVEL GAUGE	1	32-64	H500579	HOSE- FLOW DIVIDER	1
32-14	12-16-070287	FITTING. STRGHT. THREAD	5	32-65	KH00106	FLOW DIVIDER CARTRIDGE	1
32-15	H100582	HOSE. COOLER 'IN'	1	32-66	12-12-070120	FITTING. NO. 12 TO NO. 12	1
32-16	12-16-070102	FITTING. PIPE THREAD	2	32-67	06-06-070220	FITTING. NO. 6 TO NO. 6	1
32-17	H100583	SUCTION HOSE	1	32-68	KH20086	NEEDLE VALVE BODY	1
32-18	KM60007	HOSE CLAMP	2	32-69	06-06-070120	FITTING. NO. 6 TO NO. 6	3
32-19	KH01109	HOSE END. SWIVEL BARB	5	32-70	H500600	HOSE- NEEDLE VALVE	1
32-20	12-12-070221	FITTING. 3/4 SWIVEL ELBOW	1	32-71	H500695	HOSE- CHECK VALVE	1
32-21	H100575	HOSE. COOLER 'OUT'	1	32-72	23-156	LOAD CHECK VALVE	1
32-22	KH30040	GEAR PUMP	1	32-73	H500509	HOSE - FLOW CONTROL	1
32-23	KH70101	SEAL KIT. GEAR PUMP	1	32-74	H6122	FITTING. RUN BRANCH T	1
32-24	KH70047	SEAL KIT. FILTER	1	32-75	H6190	FITTING. STRAIGHT	1
32-25	H500660	HOSE ASSEMBLY	1	32-76	06-08-070320	FITTING. NO.6 TO NO.8	1
32-26	12-12-070220	FITTING. 12-12	1	32-77	08-08-070601	FITTING. BULKHEAD	2
32-27	24-20-430292	FITTING. 24-20	1	32-78	08-070118	BULKHEAD NUT	2
32-28	H40083	OIL COOLER	1	32-79	H500511	HOSE- MAIN CONVEYOR	1
32-29	F040406	BOLT 1/4 UNC X 3/4 GR.8	4	32-80	H500601	HOSE - NEEDLE VALVE	1
32-30	F310400	LOCKWASHER 1/4	4	32-81	30-241	HOSE - DEPTH CYLINDER	1
32-31	F320400	WASHER 1/4	4	32-82	H500532	HOSE - CUTTER MOTOR	1
32-32	KH00014	HEX PIPE PLUG (MAGNETIC)	1	32-83	H500508	HOSE - CUTTER MOTOR	1
32-33	21-099	CUTTER MOTOR	1	32-84	KH20111	IN-LINE FILTEA	1
32-34	KH20285	CUTTER CONTROL VALVE	1	32-85	H500510	HOSE - MAIN CONVEYOR	1
32-35	20-240	HOSE - LIFT CYLINDER	1	32-86	23-178	DEPTH CYLINDER	1
32-36	23-073	FLOW RESTRICTOR VALVE	1	32-87	H500505	HOSE - CUTTER MOTOR	1
32-37	04-06-070120	FITTING. NO. 4 TO NO. 6	5	32-88	25-2503-06-06	FITTING. DEPTH CYLINDER	2
32-38	H500730	HOSE - LIFT & DEPTH CON.	1	32-89	H500533	HOSE - CUTTER MOTOR	1
32-39	20-228	HOSE - LIFT CYLINDER	1	32-90	KH31005	HEAD LIFT CYLINDER	1
32-40	08-12-070220	FITTING. NO. 8 TO NO. 12	1	32-91	H100129	RESTRICTOR	
32-41	08-08-070220	FITTING. NO. 8 TO NO. 8	2	32-92	8-18-070287	FITTING. 1/2 90 DEG. ELBOW	1
32-42	KH20286	LIFT & DEPTH CONTROL	1	32-93	KH00121	FITTING. NO. 8 O RING TO JIC	1
32-43	H500732	HOSE- TRACTOR RETURN	1	32-94	8-18-070187	FITTING. STRIAIGHT	1
32-44	H500580	HOSE - ROLL-UP MOTOR	1	32-95	KN02029	FITTING. ADAPTER	1
32-45	08-12-070220	FITTING. NO. 8 TO NO. 12	4				
32-46	04-06-070220	FITTING. NO. 4 TO NO. 6	4				
32-47	8-8-8-070433	FITTING. SWIVEL BRANCH T	1				
32-48	H4067	FLOW CONTROL VALVE	2				
32-49	H6122	FITTING. RUN BRANCH TEE	1				
32-50	20-241	HOSE - DEPTH CYLINDER	1				
32-51	H100640	HOSE- FLOW CONTROL	1				



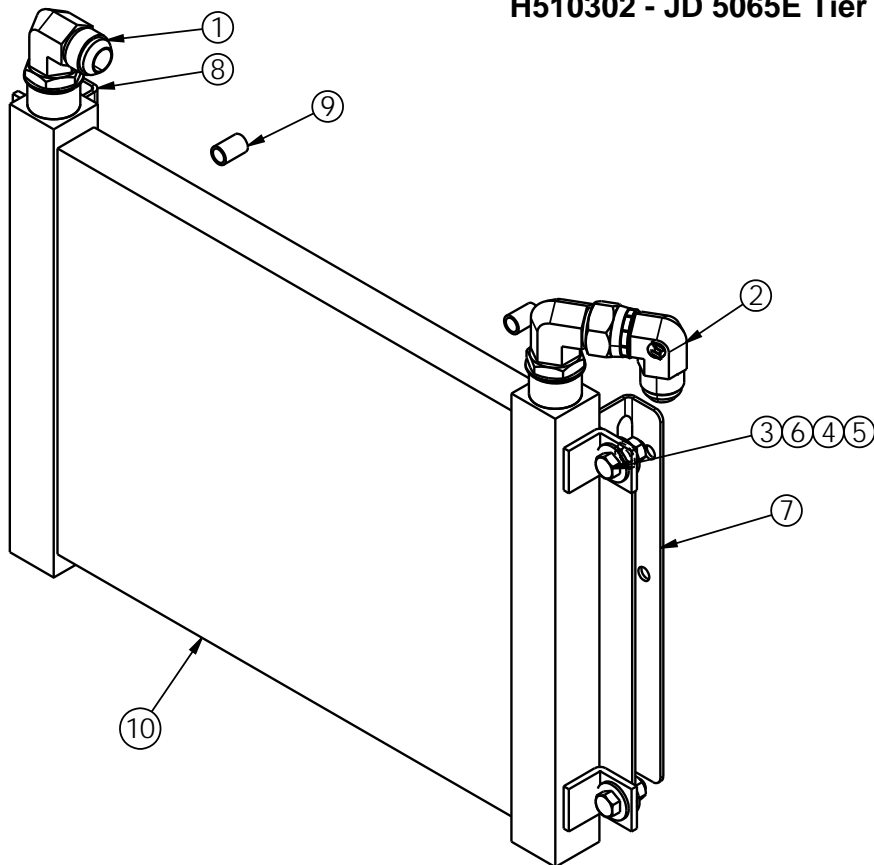
**Brouwer 1570 & 1576 Sod Harvester  
Control Console Sub Assembly**

ITEM NO.	PART NO.	QTY.	DESCRIPTION
1	00-378	1	DECAL - CUTTER HEAD CONTROLS
2	00-380	1	DECAL - CANOPY LIGHTS
3	006219	1	DECAL - HEAD SPEED
4	009103	1	DECAL - NO RIDERS
5	10-12-070220	2	FITTING 5/8 STRAIGHT THROUGH O-RING 90° ELBOW
6	12-12-070181	1	FITTING 3/4 STRAIGHT FEMALE SWIVEL O-RING JIC
7	12-12-12-070428	2	FITTING 3/4 STRAIGHT THROUGH O-RING RUN TEE
8	202525	1	DECAL - CAUTION READ MANUAL
9	4161281	1	CONTROL LINKAGE PIVOT W/A FOR KH20285 YOUOLI VALVE
10	47114	3	KNOB TAPERED
11	6109353	1	CONTROL LINKAGE PIVOT W/A
12	6109354	1	CONTROL LINKAGE PIVOT W/A
13	6109453	1	BEAM FORWARD CONTROL PANEL
14	6109475	2	SHAFT MOUNT WELDMENT
15	6109486	2	SHORT LEVER ARM
16	6109487	1	LONG LEVER ARM
17	6109488	1	CONTROL PANEL COVER
18	6109781	1	SHAFT, SPOOL LEVER PIVOT
19	6109782	1	BLOCK OFF LEVER PIVOT SPACER
20	8-12-070120	1	FITTING 1/2 STRAIGHT THRD O-RING CONNECTOR
21	D001-334	1	DECAL - REVERSE WARNING
22	F040406	7	BOLT 1/4 UNC x 3/4 Gr 8
23	F040424	4	BOLT-1/4 UNC X 2 1/2 GR 8
24	F320400	11	WASHER-1/4
25	F331000	10	FLAT WASHER SAE 5/8 IN.
26	F840400	11	SERRATED FLANGE NUT - 1/4 UNC
27	F840600	6	SERRATED FLANGE NUT - 3/8 UNC
28	F850400	5	RIVET NUT - 1/4 UNC (25/64 DRILL)
29	H111403	1	SUPPORT BAR VALVE PANEL JD 5065E
30	H4067	2	FLOW CONTROL VALVE
31	KE80012	5	ROCKER SWITCH HOLE CAP

### H510035 - Hydraulic Tank Assembly



### H510302 - JD 5065E Tier 4.1 Cooler Assembly





**Brouwer 1570 & 1576 Sod Harvester  
Hydraulic Tank & Cooler Assemblies**

**H510035 - Hydraulic Tank Assembly**

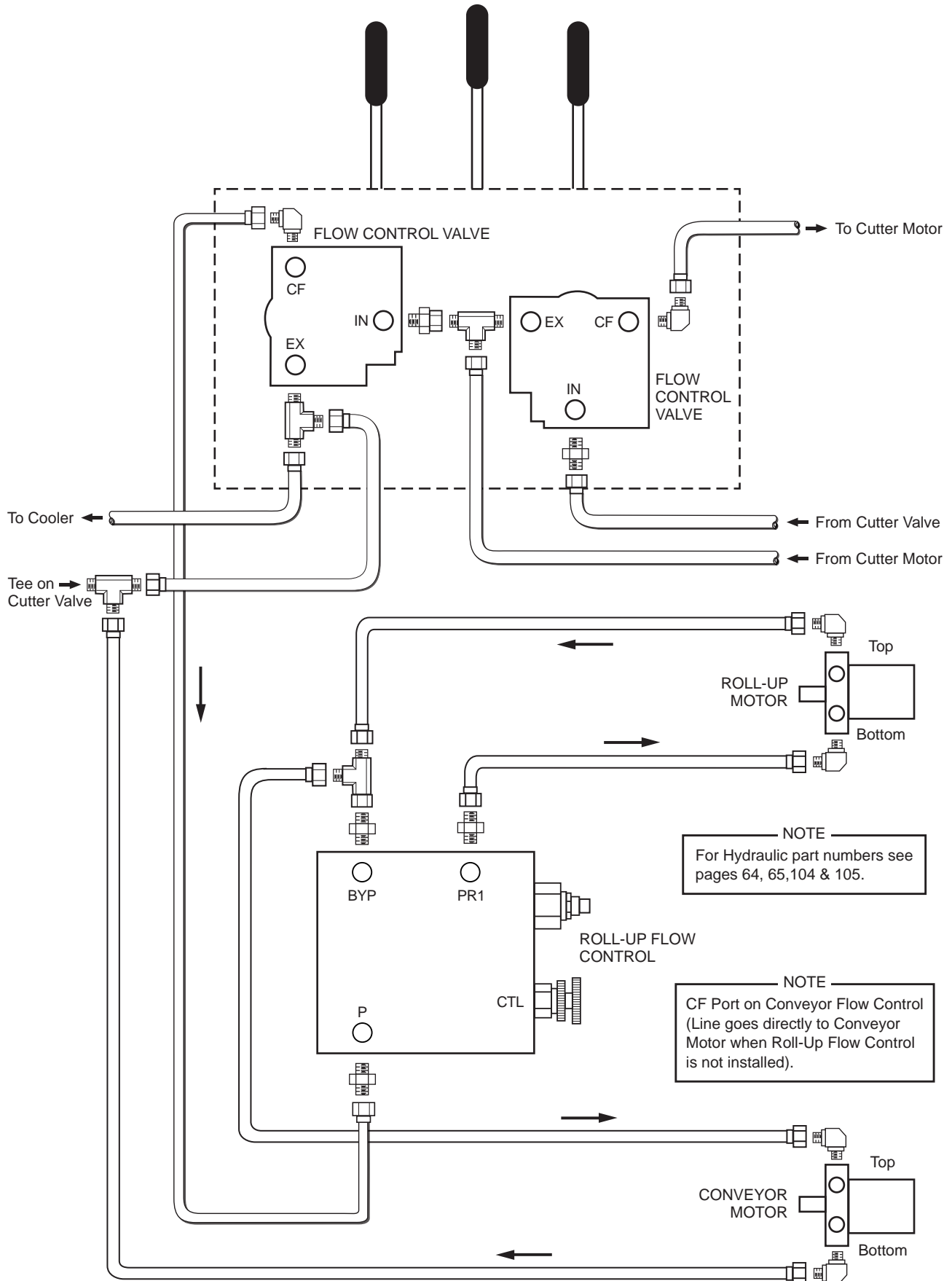
ITEM NO.	PART NO.	QTY.	DESCRIPTION
1	12-16-070120	1	FITTING - STRAIGHT THREAD O-RING 16 - SAE 37° (JIC) 12
2	16-24-430292	1	FITTING BEADED TUBE TO O-RING 90° ELBOW
3	F040610	2	BOLT - 3/8 UNC x 1.0 Gr 8
4	F040714	3	BOLT - 7/16 UNC x 1 1/2 Gr 8
5	F230700	3	HEX NUT - 7/16 DIA UNC - ZINC PLATED
6	F310600	2	LOCK WASHER - 3/8
7	F310700	3	LOCK WASHER - 7/16
8	F330600	2	FLAT WASHER SAE 3/8
9	F330700	6	7/16 SAE FLAT WASHER
10	H310136	1	HYDRAULIC TANK FRONT MOUNT
11	KH01109	1	HOSE END - B SERIES - SAE 37° JIC FEMALE SWIVEL
12	KH10002	1	LEVEL GAUGE 3" C/W THERMOMETER, 'O'-RING
13	KH40033	1	RETURN FILTER/BREATHER W/INDICATOR

**H510302 - JD 5065E Tier 4.1 Cooler Assembly**

ITEM NO.	PART NO.	QTY.	DESCRIPTION
1	12-12-070220	2	FITTING - STR THRD 90° ELBOW 37° FLARE - SAE ORB
2	12-12-070221	1	FITTING - SWIVEL NUT 90° ELBOW - SAE 37° (JIC) FLARE-TWIN
3	F040610	4	BOLT - 3/8 UNC x 1.0 Gr 8
4	F230600	4	NUT - 3/8-16
5	F310600	4	LOCK WASHER - 3/8
6	F320600	8	FLAT WASHER - 3/8
7	H111568	1	LH COOLER BRACKET - JD 5065E TIER 4.1
8	H111569	1	RH COOLER BRACKET - JD 5065E TIER 4.1
9	H111601	2	FUEL COOLER SPACER - JD5065E TIER 4.1
10	KH40083	1	OIL COOLER - #12 SAE PORTS

# HYDRAULIC ROLL-UP CONTROL DIAGRAM

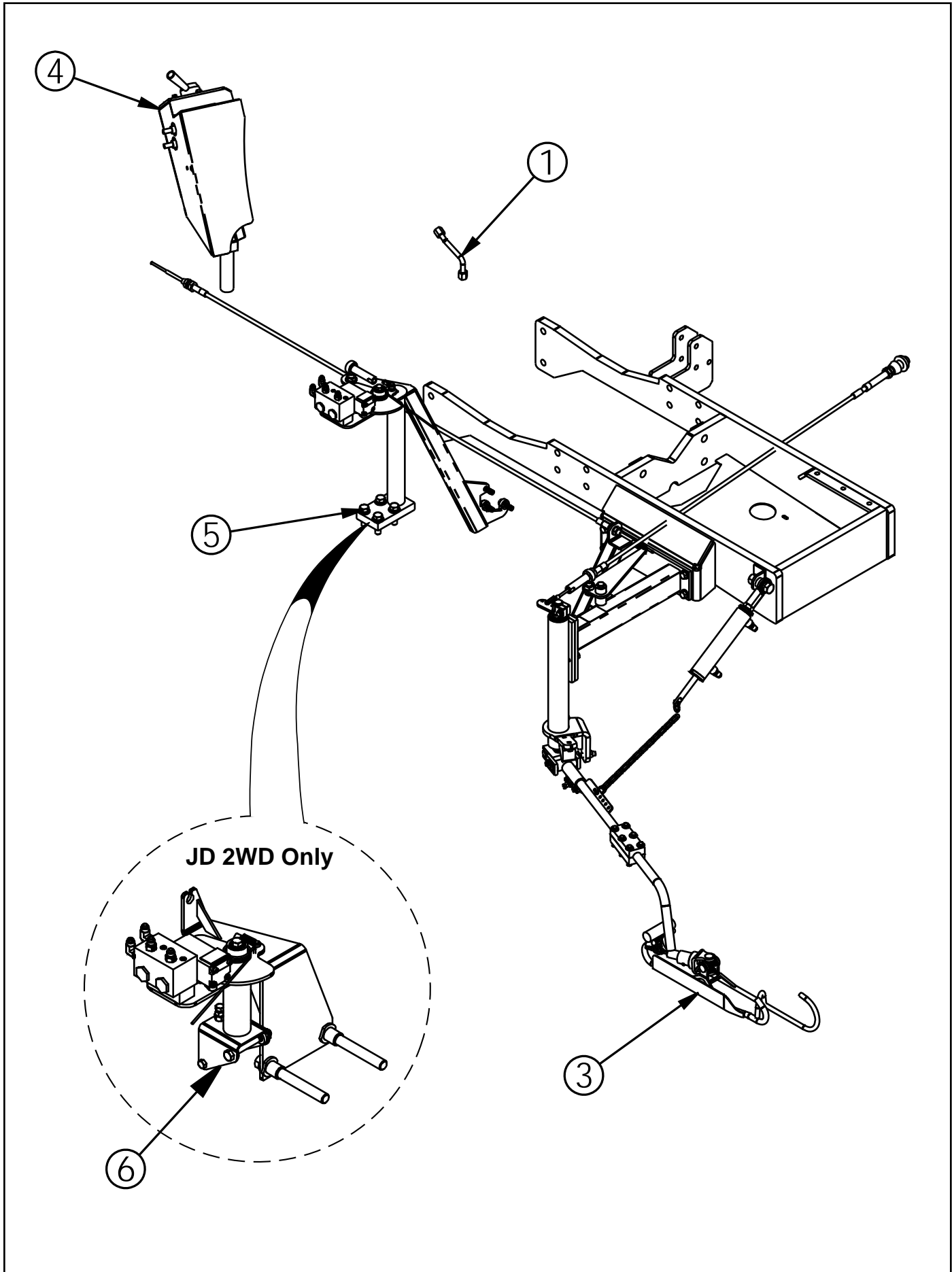
# SOD HARVESTER



## **SECTION 4    AUTO STEER & DRIVERS GUIDE**

### **1570 & 1576 Model**

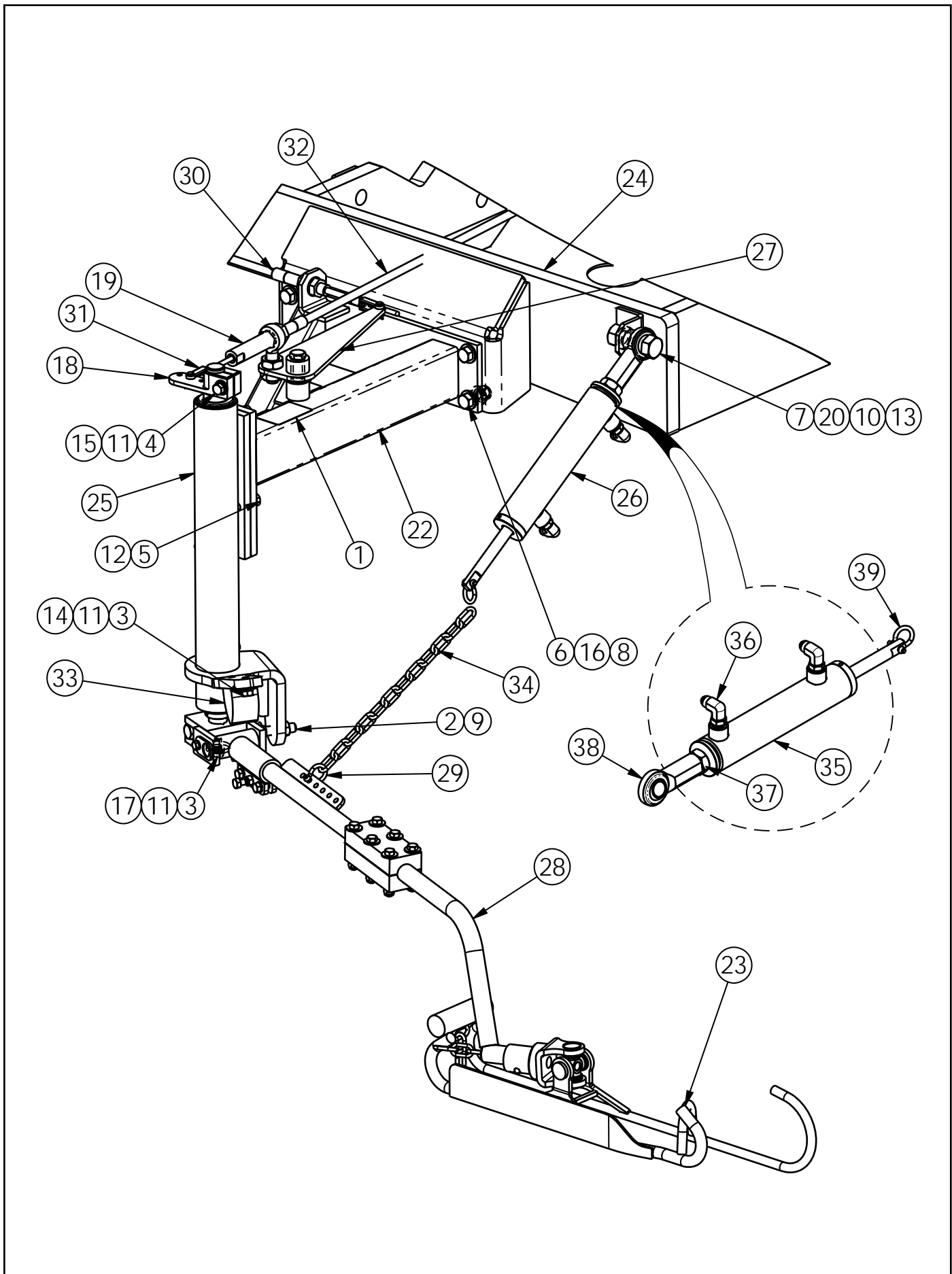
Brouwer Autosteer JD 2WD & 4WD Assembly	4-01
Ski, Spring Column & Reset Cylinder Sub Assembly	4-03
Spring Column, Ski Arm & Lever Arm Assemblies	4-05
Sensor Valve & Cam Mount Assembly JD 2WD	4-07
Sensor Valve & Cam Mount Assembly JD 4WD	4-09
Brouwer Selector Valve and Mounting Assembly	4-11
Drivers Guide 1570 & 1580 Assembly	4-13



**Brouwer 1570 & 1576 Sod Harvester  
Brouwer Autosteer JD 2WD & 4WD Assembly**

**H510247 - Brouwer Autosteer JD 4WD 1570/1576 & 1580 Assembly  
4133391 - Brouwer Autosteer JD 2WD 1570/1576 & 1580 Assembly**

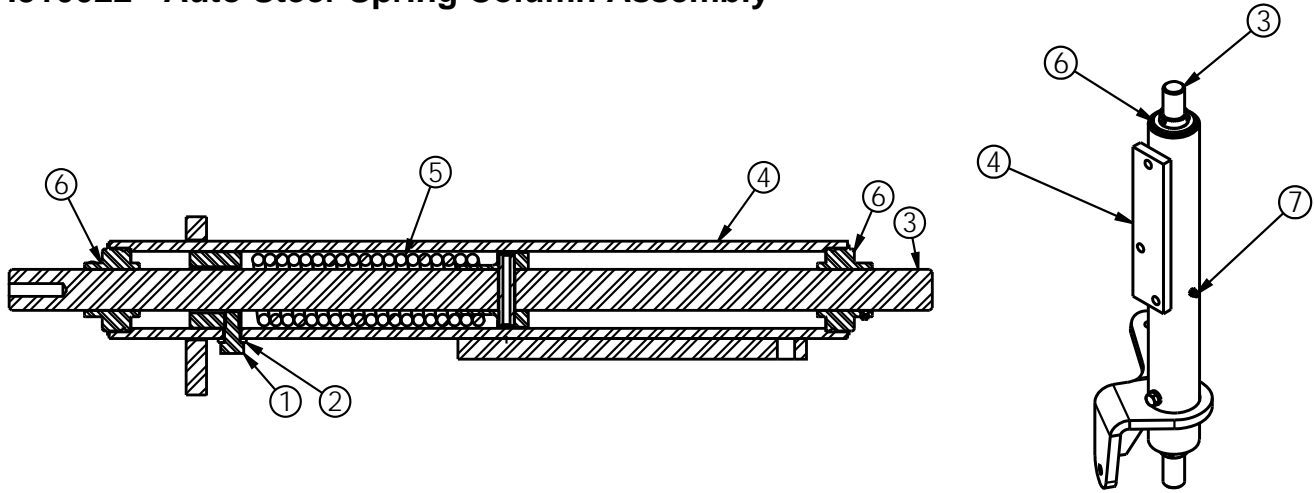
ITEM NO.	PART NO.	QTY.	DESCRIPTION
1	H111602	1	ADAPTER TUBE ASSEMBLY
2	H500741	1	BROUWER AUTO STEER HOSE KIT 5065 TIER IV - NOT SHOWN
3	H510196	1	SKI, SPRING COLUMN & RESET CYLINDER SUB ASSEMBLY (SEE PG. 4-03)
4	H510244	1	BROUWER SELECTOR VALVE AND MOUNTING ASSEMBLY (SEE PG. 4-11)
5	H510246	1	SENSOR VALVE & CAM MOUNT ASSEMBLY JD BROUWER 4WD (SEE PG. 4-09)
6	H510243	1	SENSOR VALVE & CAM MOUNT ASSEMBLY JD 2WD (SEE PG. 4-07)



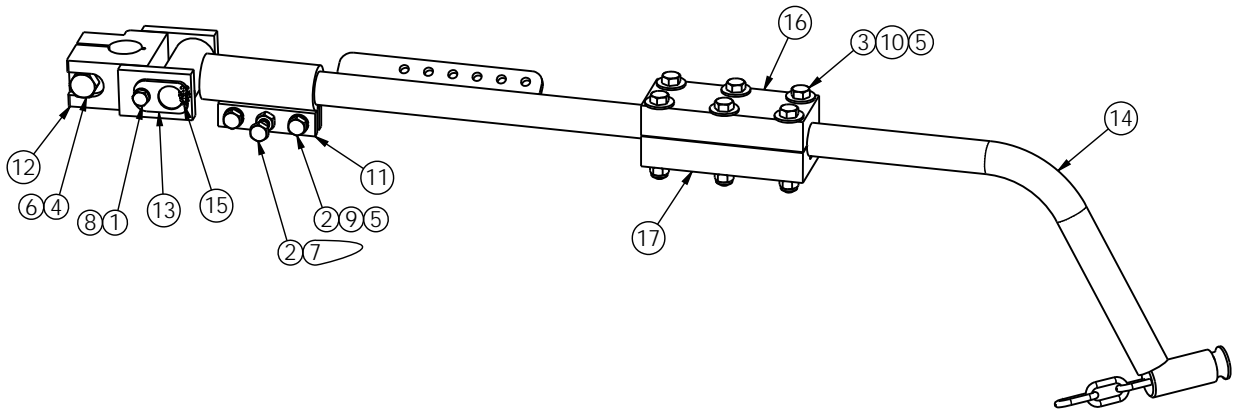
**Brouwer 1570 & 1576 Sod Harvester**  
**Ski, Spring Column & Reset Cylinder Sub Assembly**

ITEM NO.	PART NO.	QTY.	DESCRIPTION
1	D001-066	1	DECAL - CAUTION LEVER UNDER SPRING TENSION
2	F020820	1	CARRIAGE BOLT 1/2 UNC x 2.0 LG
3	F040606	3	BOLT 3/8 UNC X 3/4 . Gr 8
4	F040612	1	BOLT - 3/8 UNC x 1 1/4 Gr 8
5	F040810	3	BOLT - 1/2 UNC X 1.0 Gr 8
6	F040816	4	BOLT - 1/2 UNC X 1 3/4 Gr 8
7	F041224	1	HEX BOLT - 3/4 UNC X 2-1/2 LG GR. 8
8	F210800	4	NUT-1/2 UNC NYLOC
9	F230800	1	HEX NUT - 1/2 UNC - ZINC PLATED
10	F231200	1	HEX NUT - 3/4 UNC
11	F310600	4	LOCK WASHER - 3/8
12	F310800	3	LOCK WASHER - 1/2
13	F311200	1	LOCK WASHER - 3/4
14	F320600	2	FLAT WASHER - 3/8
15	F330600	1	FLAT WASHER SAE 3/8
16	F330800	8	1/2 SAE FLAT WASHER
17	H100045	1	RETAINER WASHER CONNECTING ROD
18	H110375	1	CABLE END FINE ADJUST AUTO-STEER
19	H110795	1	CABLE GUIDE HARVESTER AUTO-STEER
20	H111232	1	PIPE SPACER
21	H310061	1	AUTO-STEER STD SKI W/A - <b>OPTION (NOT SHOWN)</b>
22	H310134	1	AUTO-STEER FRAME & SPRING COLUMN MOUNT
	H310388	1	HI-FLOATATION TIRES AUTO-STEER FRAME & SPRING CLOUMN MOUNT
23	H310345	1	AUTO-STEER SAND SHOE W/A - <b>OPTION</b>
24	H310375	1	WEIGHT BRACKET JOHN DEERE 5065E TIER IV
25	H510022	1	AUTO-STEER SPRING COLUMN ASSEMBLY ( <b>SEE PG. 4-05</b> )
26	H510076	1	CYLINDER ASSEMBLY
27	H510077	1	LEVER ARM ASSEMBLY ( <b>SEE PG. 4-05</b> )
28	H510191	1	SKI ARM PIVOT ASSEMBLY ( <b>SEE PG. 4-05</b> )
29	KC01002	1	3/16 SHACKLE - 1/2 TONNE WORKING LOAD
30	KD10023	1	AUTO STEER CABLE ASSEMBLY
31	KD10026	2	CLEVIS YOKE - 1/4 UNF
32	KD10058	1	MICRO ADJUST CONTROL CABLE A/S
33	KS60001	1	BUMPER REBOUND
34	Q8402-12.00	1	3/16 PLATED CHAIN - 12 LINKS
35	4160414	1	HYDRAULIC CYLINDER AUTO-STEER
36	6-6-070220	2	NO. 6 TUBE TO NO. 6 "O" RING 90° ELBOW
37	F221200	1	JAM NUT 3/4 - UNC
38	KB16011	1	3/4 FEMALE SPHERICAL END
39	KC01002	1	3/16 SHACKLE - 1/2 TONNE WORKING LOAD

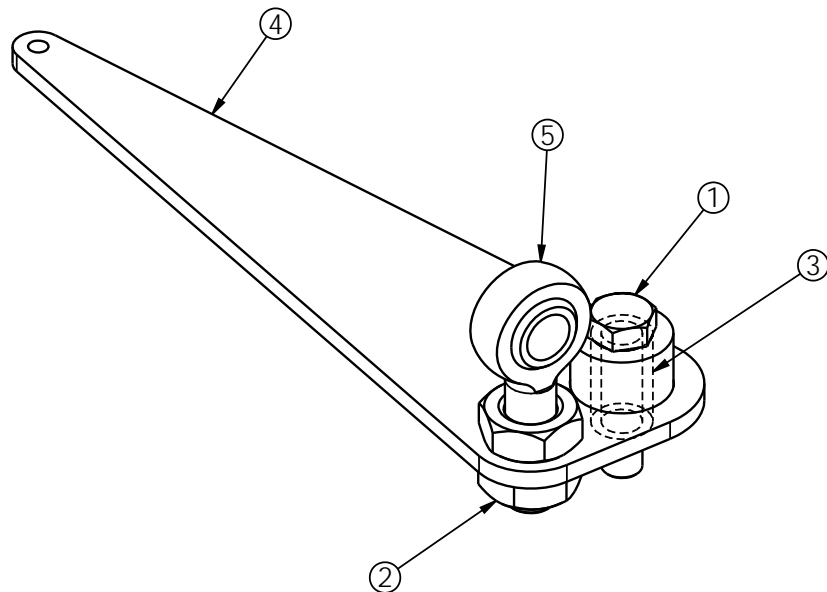
### H510022 - Auto Steer Spring Column Assembly



### H510191 - Ski Arm Pivot Assembly



### H510077 - Lever Arm Assembly





**Brouwer 1570 & 1576 Sod Harvester  
Spring Column, Ski Arm & Lever Arm Assemblies**

**H510022 - Auto Steer Spring Column Assembly**

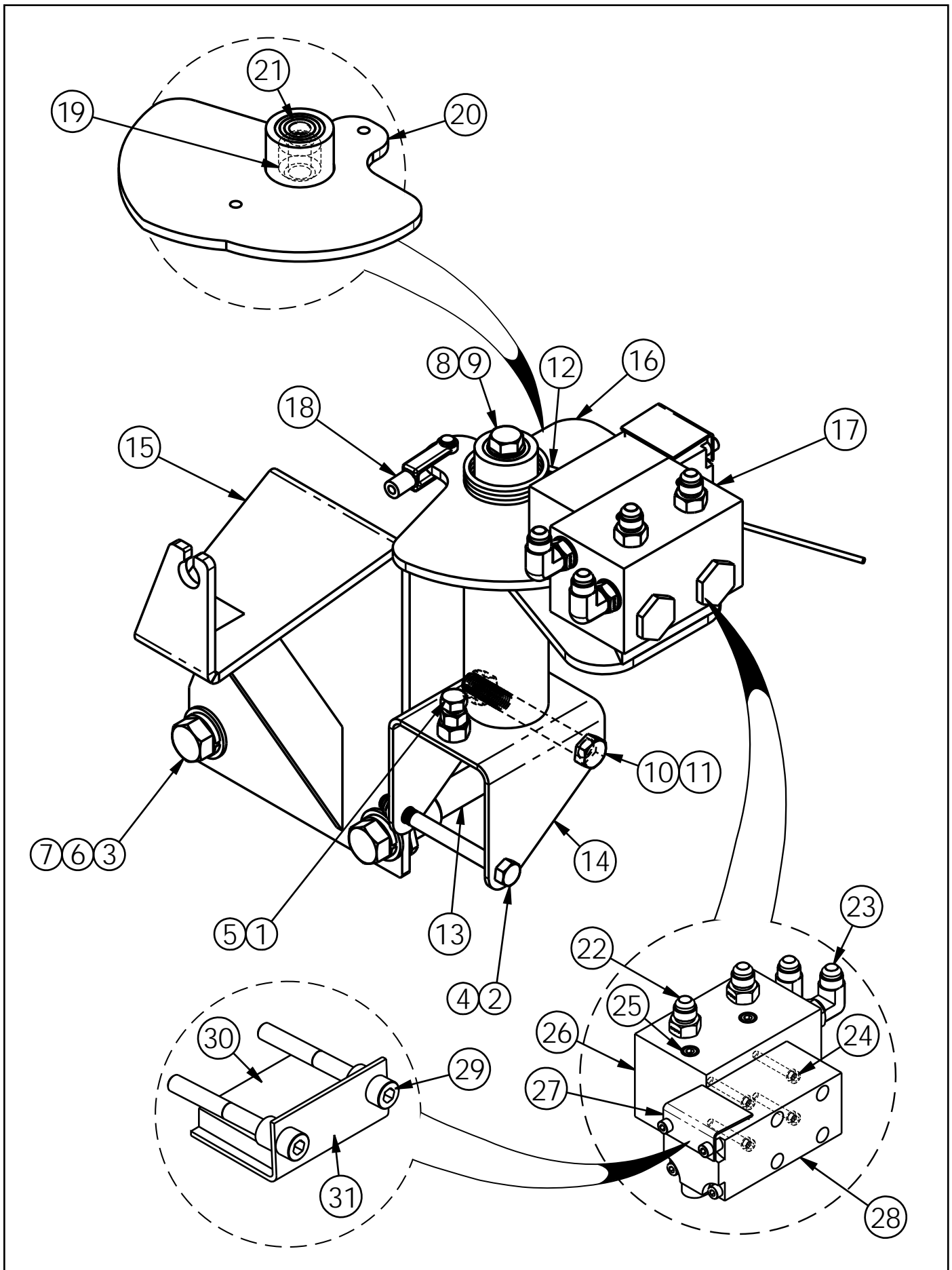
ITEM NO.	PART NO.	QTY.	DESCRIPTION
1	F040606	1	BOLT 3/8 UNC X 3/4 . Gr 8
2	F310600	1	LOCK WASHER - 3/8
3	H110334	1	SHAFT AUTO-STEER SPRING COLUMN
4	H310051	1	SPRING COLUMN WELDMENT HARVESTER
5	H510199	1	AUTO STEER TORSION SPRING ASSEMBLY
6	KB20510	2	ROLLER BEARING - 1.00 I.D.
7	KM11400	1	STRAIGHT GREASE FITTING

**H510191 - Ski Arm Pivot Assembly**

ITEM NO.	PART NO.	QTY.	DESCRIPTION
1	F040404	1	BOLT- HEX HD 1/4 UNC x 0.50 LG. GR 8
2	F040512	3	BOLT - 5/16 -18 UNC x 1 1/4 Gr 8
3	F040524	6	HEX BOLT - 5/16 -18 UNC x 2 1/2 Gr 8
4	F040824	1	BOLT - 1/2 UNC X 2 1/2 Gr 8
5	F210508	8	NUT - 5/16 UNC NYLOC Gr 8
6	F210808	1	NUT-1/2 UNC NYLOC Gr 8
7	F230508	1	HEX NUT - 5/16-18 UNC Gr 8
8	F310408	1	WASHER - 1/4 LOCK Gr 8
9	F310508	2	LOCK WASHER - 5/16 Gr 8
10	F320508	6	FLAT WASHER - 5/16 Gr 8
11	H310052	1	MOUNTING PIVOT
12	H310055	1	SUPPORT PIVOT
13	H310056	1	PIVOT PIN SKI ARM AUTO-STEER
14	H310064	1	SKI ARM WELDMENT
15	KM11400	1	STRAIGHT GREASE FITTING
16	M100157	1	JACKSHAFT COUPLING TOP
17	M100158	1	JACKSHAFT COUPLING BOTTOM

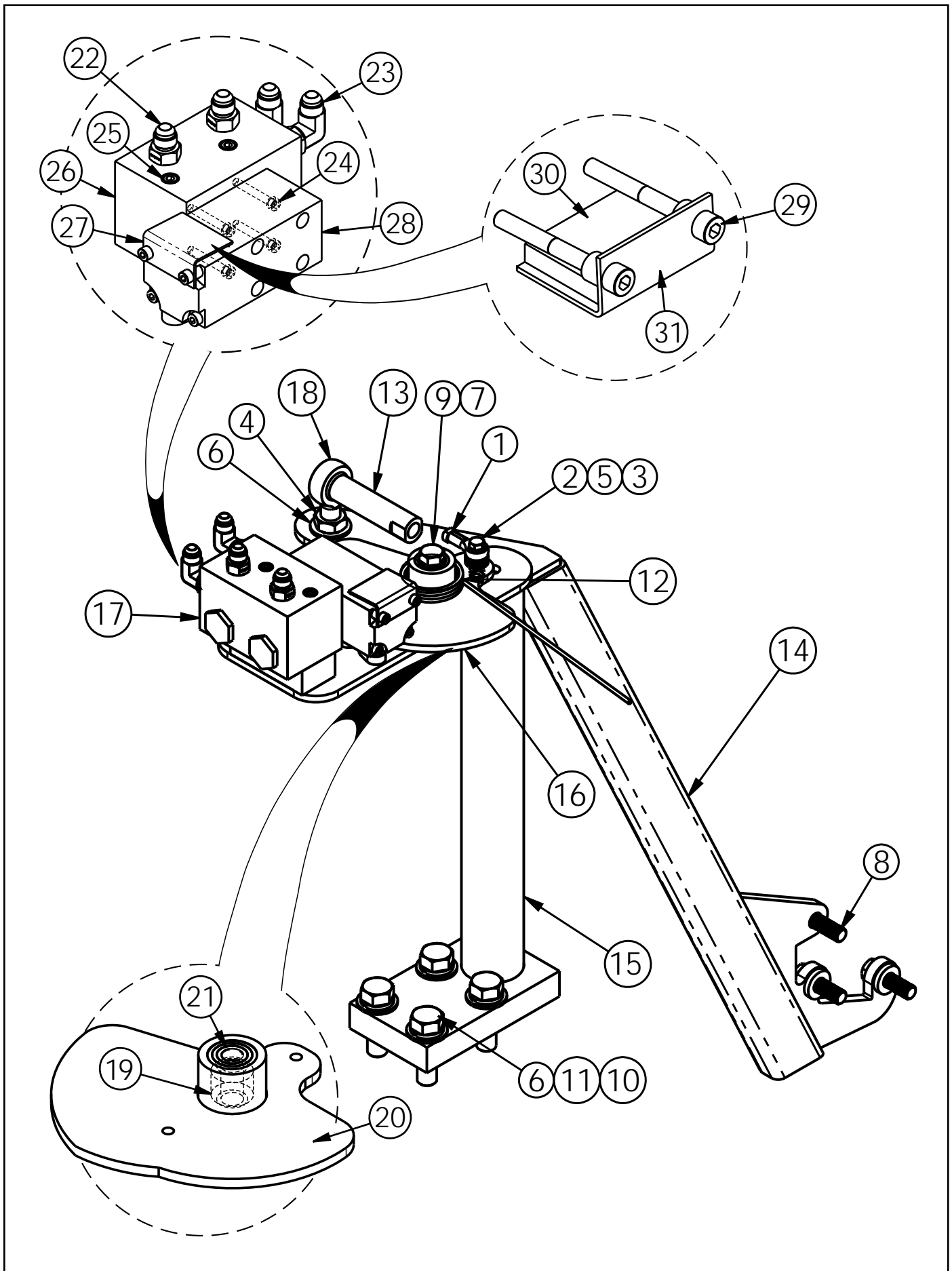
**H510077 - Lever Arm Assembly**

ITEM NO.	PART NO.	QTY.	DESCRIPTION
1	F040820	1	BOLT - 1/2 UNC x 2.0 Gr 8
2	F221200	2	HEX JAM NUT 3/4 - UNF Gr. 8
3	H110399	1	BUSHING AUTO-STEER FINE ADJUST ARM
4	H310074	1	LEVER ARM
5	KB16010	1	MALE ROD END 5/8-18



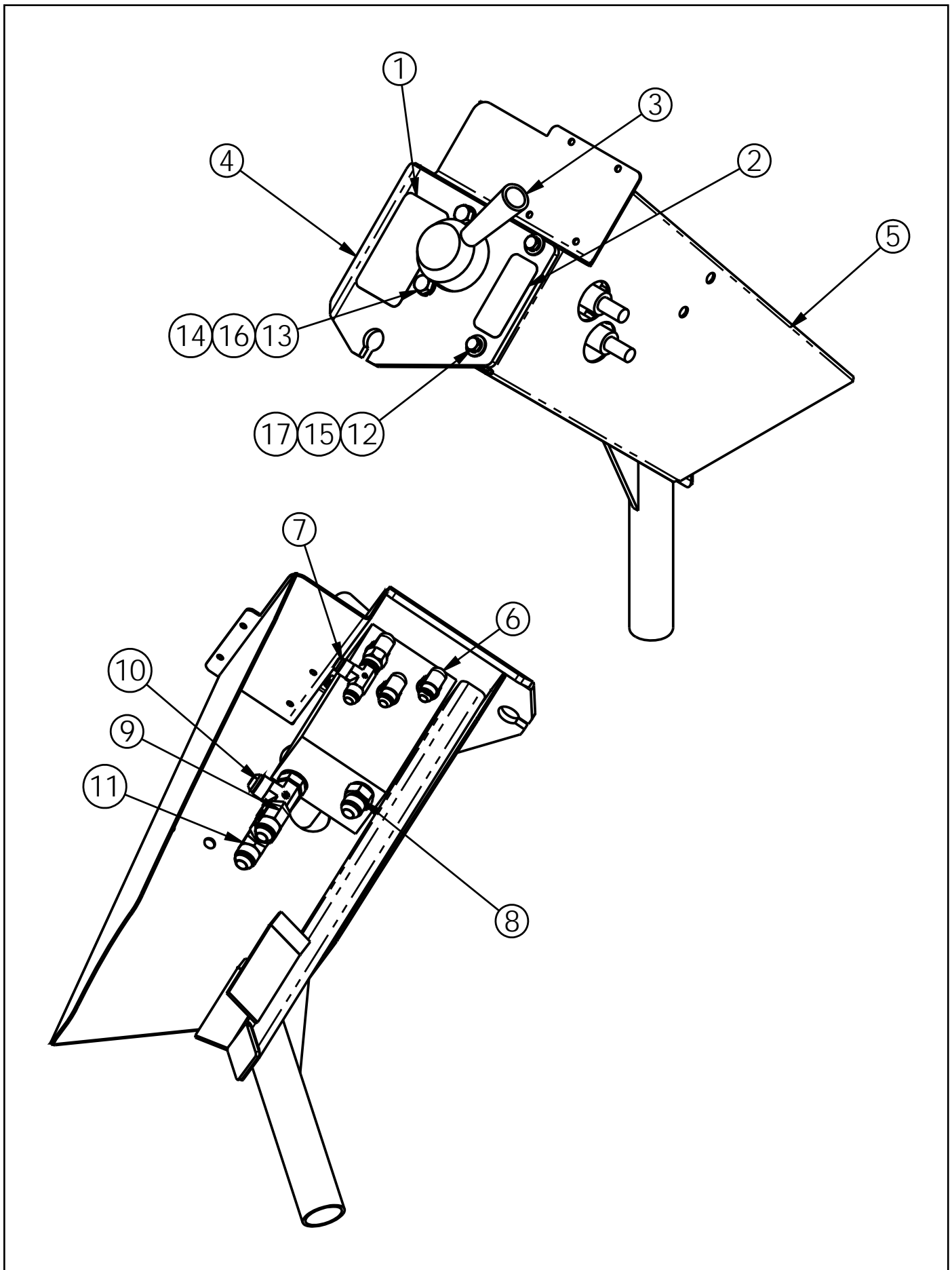
**Brouwer 1570 & 1576 Sod Harvester  
Sensor Valve & Cam Mount Assembly JD 2WD**

ITEM NO.	PART NO.	QTY.	DESCRIPTION
1	F040612	1	BOLT - 3/8 UNC x 1 1/4 Gr 8
2	F040640	1	BOLT - 3/8 UNC x 4.0 Gr 8
3	F041010	2	HEX BOLT 5/8 -11 UNC x 1.00 LG. GR 8
4	F210600	1	HEX LOCK NUT - 3/8 -16 UNC
5	F230600	1	NUT - 3/8-16
6	F311000	2	LOCK WASHER - 5/8
7	F331000	2	FLAT WASHER SAE 5/8 IN.
8	F5054	6	WASHER 1/2 X 7/8 X 18 GA.
9	G0412070	1	BOLT - M12 - 1.75 x 70 LG. GR 10.9
10	G0412070	1	BOLT - M12 - 1.75 x 100 LG. GR 10.9
11	G231201	1	NUT M12 X 1.75
12	H110113	1	TORSION SPRING AUTO-STEER CAM
13	H111132	2	MODIFICATON - J.D. 5225
14	H310253	1	SENSOR VALVE MOUNT AUTO-STEER JOHN DEERE 5225
15	H310264	1	CABLE ANCHOR AUTO-STEER JOHN DEERE 5225
16	H510010	1	CAM ASSEMBLY AUTO STEER
17	H510245	1	BROUWER SENSOR MANIFOLD ASSEMBLY
18	KD10026	1	CLEVIS YOKE - 1/4 UNF
19	H110116	1	SPACER
20	H310014	1	AUTO STEER CAM WELDMENT
21	KB16001	2	BEARING - BALL SEALED (12 mm I.D. x 28 mm O.D.)
22	6-6-070120	2	FITTING - STRAIGHT THREAD O-RING CONNECTOR - SAE 37° (JIC) FLARE-TWIN
23	6-6-070220	2	NO. 6 TUBE TO NO. 6 "O" RING 90° ELBOW
24	F180212	4	SOCKET HEAD BOLT - #10 -24 x 1.25 LG.
25	F180424	2	BOLT - 1/4 UNC x 2 1/2 SOC HD
26	H4085	1	STEERING MANIFOLD
27	H510109	1	SENSOR VALVE COVER ASSEMBLY
28	KH20051	1	SENSOR VALVE (SEAL KIT KH70041)
29	G4905045	2	BOLT-M5 X 0.8 X 45 GR 12.9 SOC HD CAP SCREW
30	H111290	1	FOAM SEAL SENSOR VALVE COVER
31	H310292	1	SENSOR VALVE COVER WELDMENT



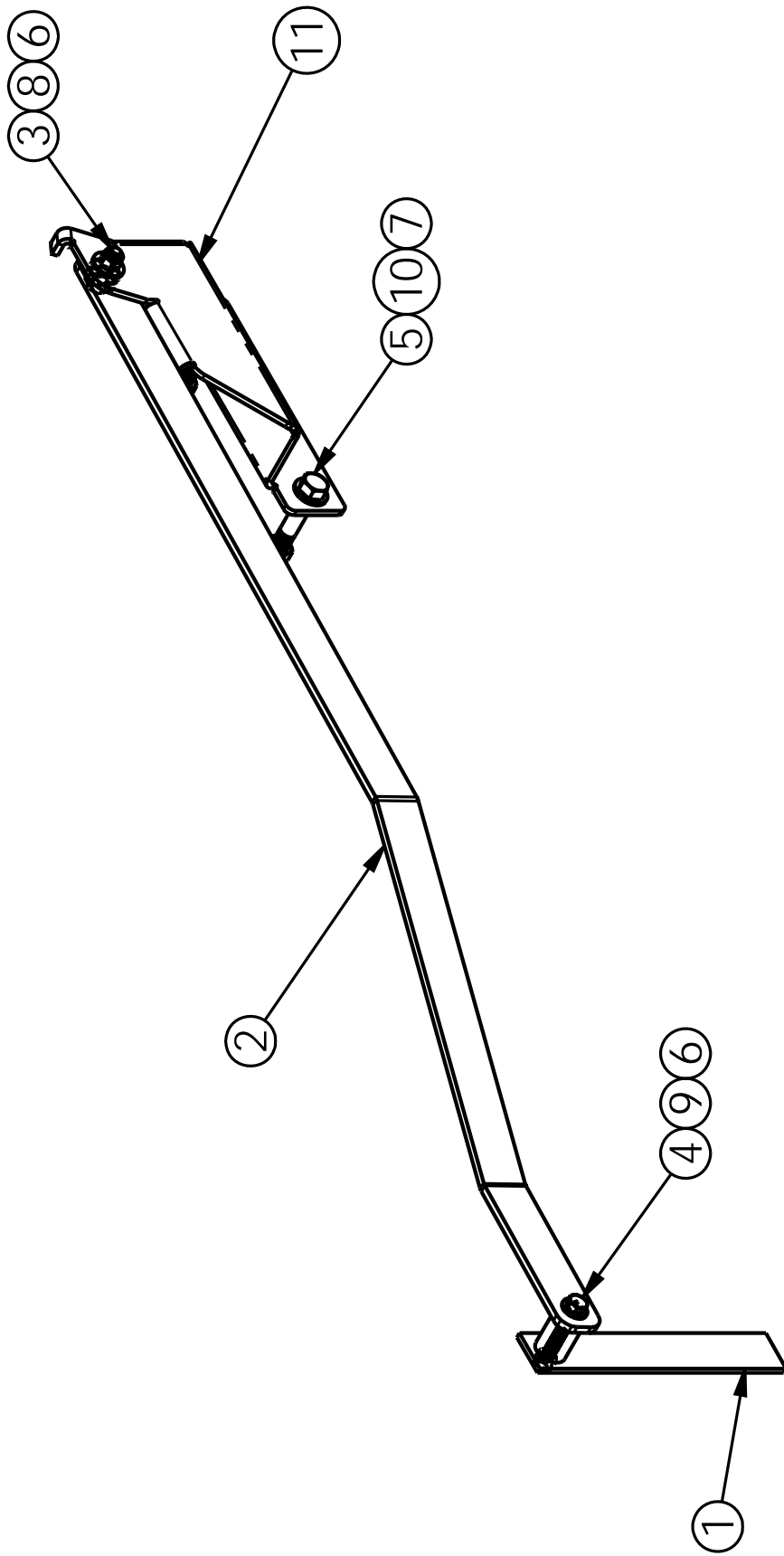
**Brouwer 1570 & 1576 Sod Harvester  
Sensor Valve & Cam Mount Assembly JD 4WD**

ITEM NO.	PART NO.	QTY.	DESCRIPTION
1	43004A	1	ROD END 1/4"
2	F040412	1	HEX BOLT - 1/4 -20 UNC x 1-1/4 GR 8
3	F210400	1	1/4-20 UNC NYLOC NUT
4	F221000	2	HEX JAM NUT - 5/8 UNC
5	F320400	4	WASHER-1/4
6	F331000	6	FLAT WASHER SAE 5/8 IN.
7	F5054	6	WASHER 1/2 X 7/8 X 18 GA.
8	G0412040	3	BOLT - M12 - 1.75 x 40 LG. GR 10.9
9	G0412070	1	BOLT - M12 - 1.75 x 70 LG. GR 10.9
10	G0416055	4	HEX BOLT M16 X 2.00 x 55 mm LG. GR 10.9
11	G311600	4	WASHER-M16 LOCK
12	H110113	1	TORSION SPRING AUTO-STEER CAM
13	H110795	1	CABLE GUIDE HARVESTER AUTO-STEER
14	H310325	1	CABLE ANCHOR W/A JD 5065E 4WD
15	H310331	1	SENSOR VALVE MOUNT W/A, JD 5065E 4WD
16	H510010	1	CAM ASSEMBLY AUTO STEER
17	H510245	1	BROUWER SENSOR MANIFOLD ASSEMBLY
18	KB16010	1	MALE ROD END 5/8-18
19	H110116	1	SPACER
20	H310014	1	AUTO STEER CAM WELDMENT
21	KB16001	2	BEARING - BALL SEALED (12 mm I.D. x 28 mm O.D.)
22	6-6-070120	2	FITTING - STRAIGHT THREAD O-RING CONNECTOR- SAE 37° (JIC) FLARE-TWIN
23	6-6-070220	2	NO. 6 TUBE TO NO. 6 "O" RING 90° ELBOW
24	F180212	4	SOCKET HEAD BOLT - #10 -24 x 1.25 LG.
25	F180424	2	BOLT - 1/4 UNC x 2 1/2 SOC HD
26	H4085	1	STEERING MANIFOLD
27	H510109	1	SENSOR VALVE COVER ASSEMBLY
28	KH20051	1	SENSOR VALVE (SEAL KIT KH70041)
29	G4905045	2	BOLT-M5 X 0.8 X 45 GR 12.9 SOC HD CAP SCREW
30	H111290	1	FOAM SEAL SENSOR VALVE COVER
31	H310292	1	SENSOR VALVE COVER WELDMENT



**Brouwer 1570 & 1576 Sod Harvester  
Brouwer Selector Valve and Mounting Assembly**

ITEM NO.	PART NO.	QTY.	DESCRIPTION
1	015499	1	DECAL - AUTO STEER CAUTION
2	016062	1	DECAL - AUTO STEER
3	23158	1	VALVE STEERING SELECTOR 2500
4	4160770	1	AUTO-STEER SELECTOR VALVE MOUNT W/A - BROUWER N.H. 4020
5	4160803	1	AUTOSTEER VALVE SHIELD W/A
6	6-6-070220	3	NO. 6 TUBE TO NO. 6 "O" RING 90° ELBOW
7	6-6-6-070432	1	NO. 6 TUBE -- SWIVEL NUT RUN TEE
8	8-8-070120	1	#8 JIC TO #8 ORB STREIGHT
9	8-8-070221	1	FITTING - SWIVEL NUT 90° ELBOW - SAE 37° (JIC) FLARE-TWIN
10	8-8-8-070428	1	FITTING - STRAIGHT THREAD O-RING RUN TEE - SAE 37° (JIC) FLARE-TWIN
11	8-8-8-070432	1	FITTING - SWIVEL RUN TEE #8 JIC MALE #8 JIC FEMALE #8 JIC MALE
12	F040406	2	BOLT 1/4 UNC x 3/4 Gr 8
13	F040606	2	BOLT 3/8 UNC X 3/4 . Gr 8
14	F230400	2	HEX NUT - 1/4" UNC
15	F310400	2	WASHER - 1/4 LOCK
16	F310600	2	LOCK WASHER - 3/8
17	F320400	2	WASHER-1/4





**Brouwer 1570 & 1576 Sod Harvester  
Drivers Guide 1570/1580 Assembly (Manual Steering)**

ITEM NO.	PART NO.	QTY.	DESCRIPTION
1	001709	1	DRIVER'S GUIDE VERTICAL BAR
2	6115717	1	DRIVER GUIDE HORIZONTAL BAR
3	F040612	1	BOLT - 3/8 UNC x 1 1/4 Gr 8
4	F040620	1	BOLT - HEX HD 3/8-16 UNC x 2.00 LG. GR 8
5	F040830	2	BOLT - HEX HEAD 1/2 -UNC x 3.00 LG. GR 8
6	F210600	2	HEX LOCK NUT - 3/8 -16 UNC
7	F210800	2	NUT-1/2 UNC NYLOC
8	F320600	3	FLAT WASHER - 3/8
9	F330600	1	FLAT WASHER SAE 3/8
10	F330800	2	1/2 SAE FLAT WASHER
11	H101778	1	DRIVERS GUIDE MTG BRACKET (1580)

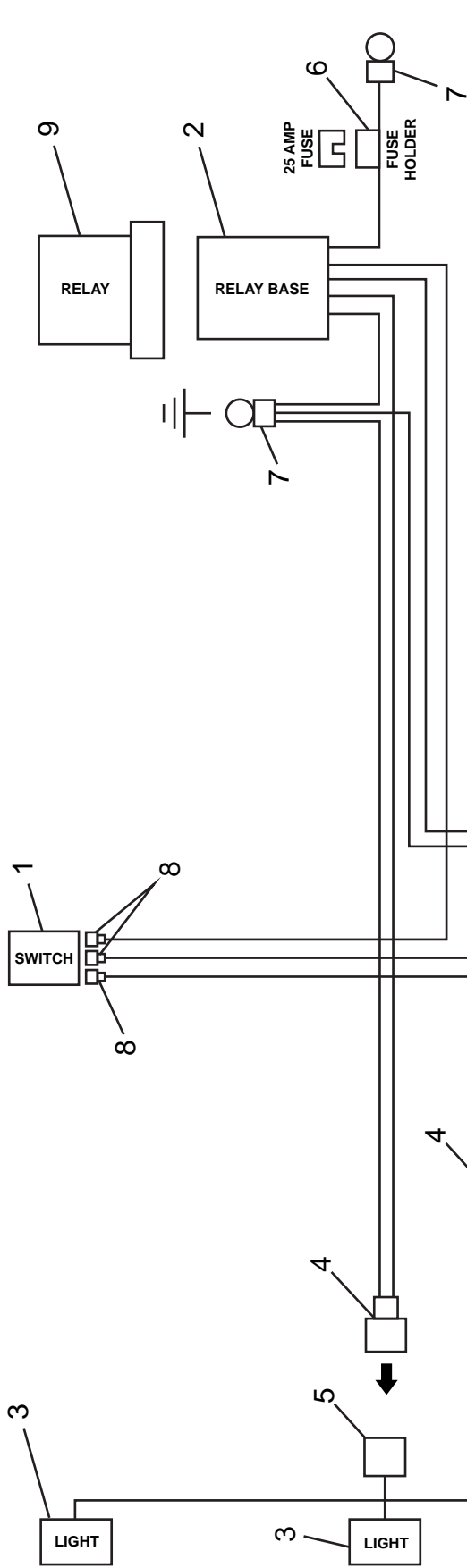


## **SECTION 5    ELECTRICAL**

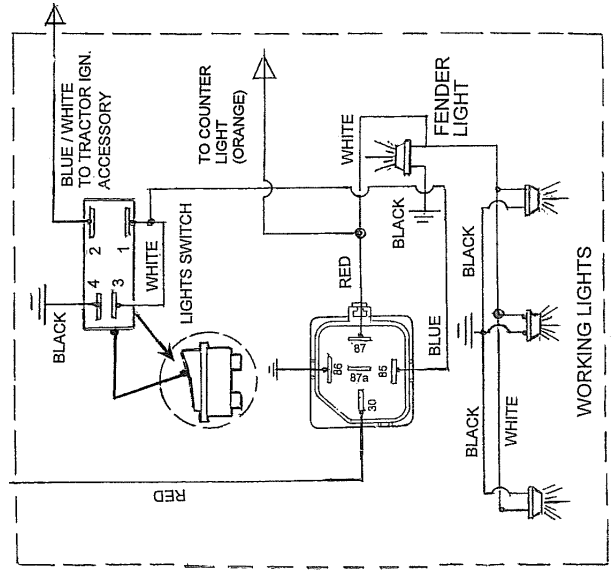
**1570 & 1576 Model**  
Light Harness

5-01

# JOHN DEERE HARVESTER LIGHT HARNESS



## ELECTRICAL SCHEMATIC



ITEM NO.	PART NO.	DESCRIPTION	QTY
<b>JOHN DEERE LIGHT HARNESS</b>			
1	KE80010	Amber Light Rocker Switch	1
2	KE10301	Relay Base Connector	1
3	KE90010	Halogen Lights	4
4	KE30040	Deutsch 2 ST Plug	3
5	KE30059	Deutsch 2 DT Receptical	3
6	KE10170	Sealed Blue Fuse Holder	1
7	KE10203	8mm Heat Shrink Ring Terminal	2
8	KE10075	Female Disconnect Terminal	3
9	KE10094	Relay	1
10	KE10087	25 Amp Fuse	1

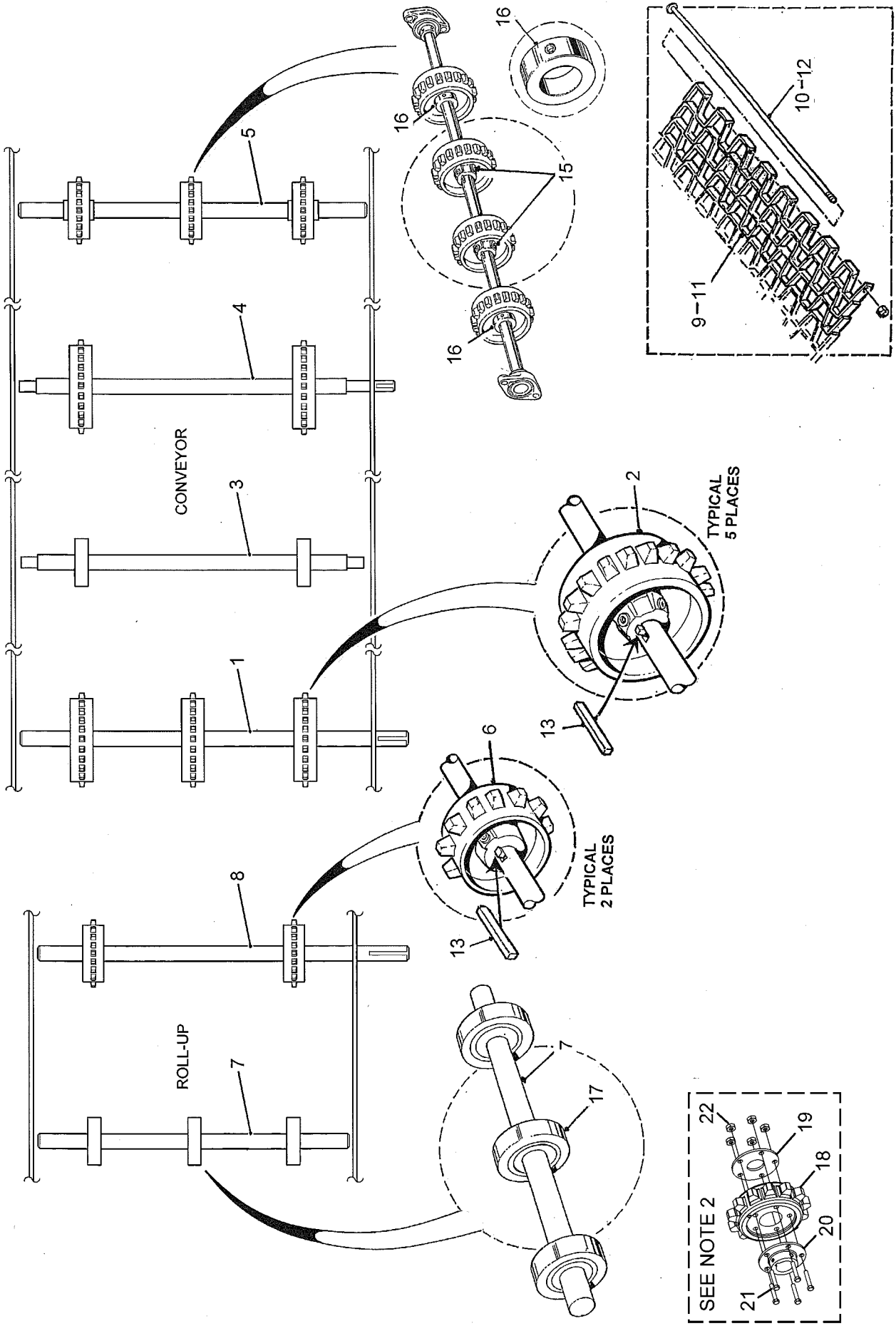


## **SECTION 6 MISCELLANEOUS**

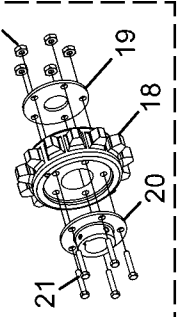
### **1570 & 1576 Model**

Mintex 16 & 18 in. Mat – Option	6-01
Fenders – Front	6-03
Water Cooler – Accessory	6-05
Battery	6-06
Decals	6-07
Remote Greasing (John Deere)	6-11
Driver's Screen – Accessory	6-13
Flap Adjuster (Lever Operated) – Option	6-14
Track Clip Installer & Belt Splicer Tools – Accessories	6-15
Warning Bar. Operator Compartment	6-16
1570 Counter	6-17
1576 Counter	6-19

NOTE  
ALL SPROCKET BOSSES  
FACE OUTWARD

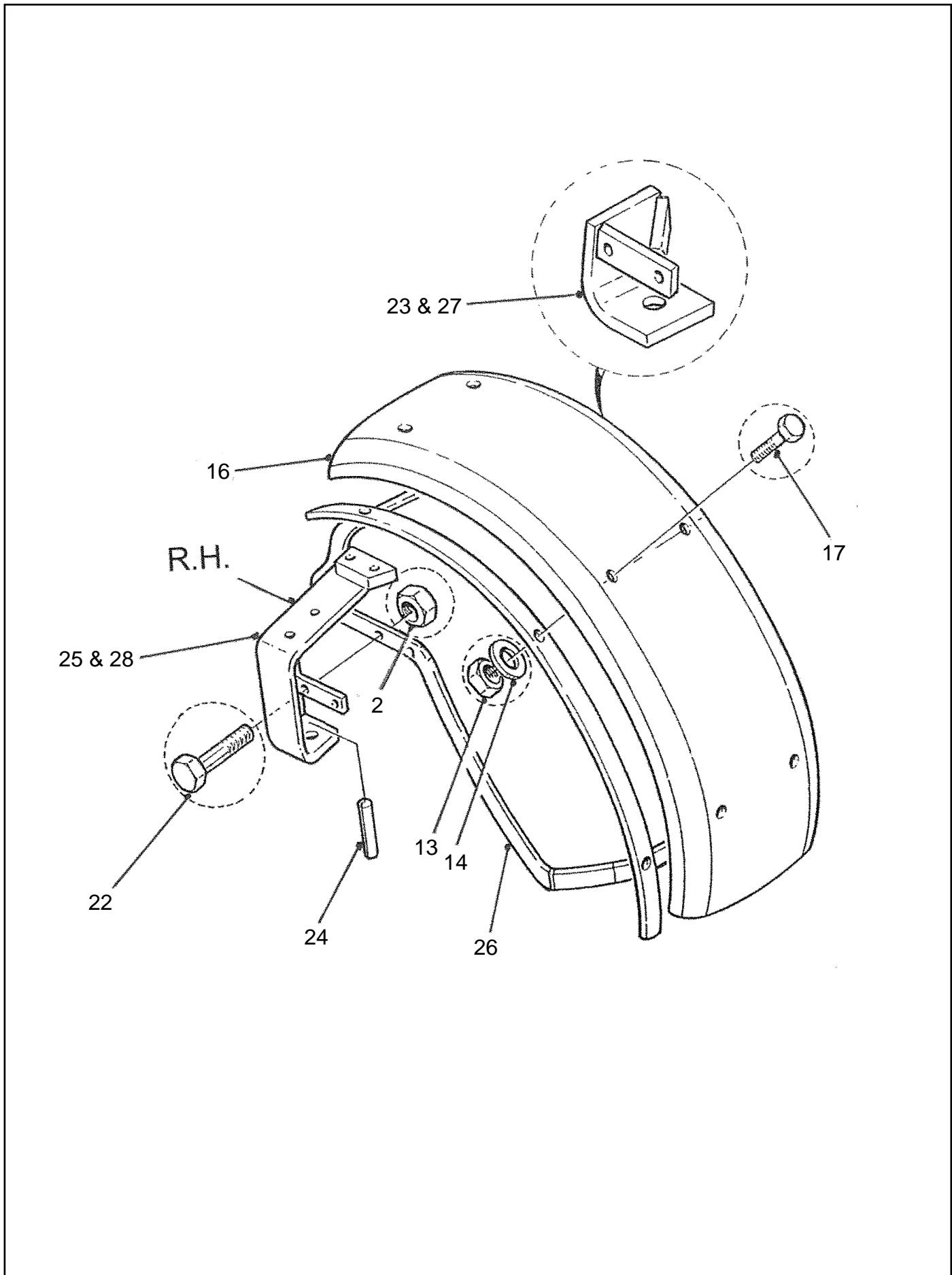


SEE NOTE 2



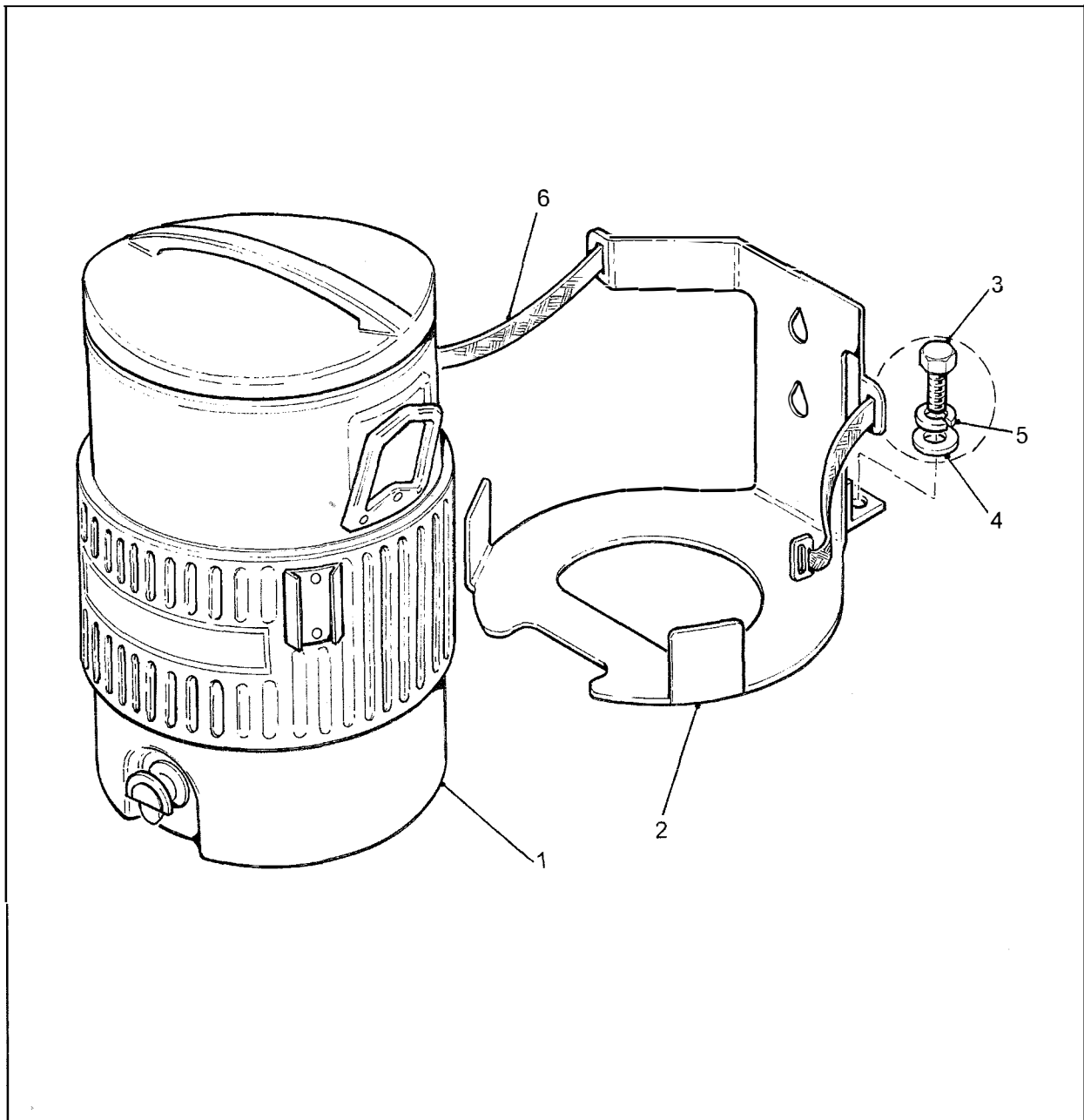


ITEM NO.	PART NO.	DESCRIPTION	QTY
<b>MINTEX 16 IN. &amp; 18 IN. MATS</b>			
1	H101609	Conveyor Drive Shaft - Mintex 16 & 18 in.	1
2	KD20008	Mintex Sprocket - 6 in. 18T Cast	7
3	H301191	Tensioner Shaft - Mintex 16 & 18 in.	1
4	H101230	Feed Roller Drive Shaft - Mintex 16 & 18 in.	1
5	H101608	Front Roller Shaft - Mintex 16 & 18 in.	1
6	R500068	Roll-Up Sprocket Assembly	9
7	H301118	Roll-Up Idler Shaft - Mintex 16 & 18 in.	1
8	H101607	Roll-Up Drive Shaft - Mintex 16 & 18 in.	1
9	H101618	Mintex Mat - Roll-Up	1
10	KR16016	Mintex 16 in. Mat Connector	1
11	H101617	Mintex Mat. 16 in. Conveyor	1
11	KR18017	Mintex Mat. 18 in. Conveyor	1
12	KR18016	Mintex 18 in. Mat Connector	1
13	F924416	Key 1/4 x 1/4 x 1 3/4	16
15	KD20012	Mintex Sprocket - 4 in. 13T Cast. Narrow	4
16	MM10001	Lock Collar	4
17	H101126	Tire	3
18	R100621	Roll-Up Sprocket	1
19	R100622	Roll-Up Sprocket Plate	1
20	R100623	Roll-Up Sprocket Hub	1
21	F040416	Bolt 1/4 unc x 1 3/4 Gr.8	5
22	F210400	Nut 1/4 unc Nyloc	5
<b>NOTE</b>			
Refer to Section 1. Conveyor pages for parts that are common to the Mintex Mat & the Rubber Conveyor Mat.			
<b>NOTE 2</b>			
Roll-Up Sprocket Assembly R500068 includes: Items 18, 19, 20, 21 & 22.			

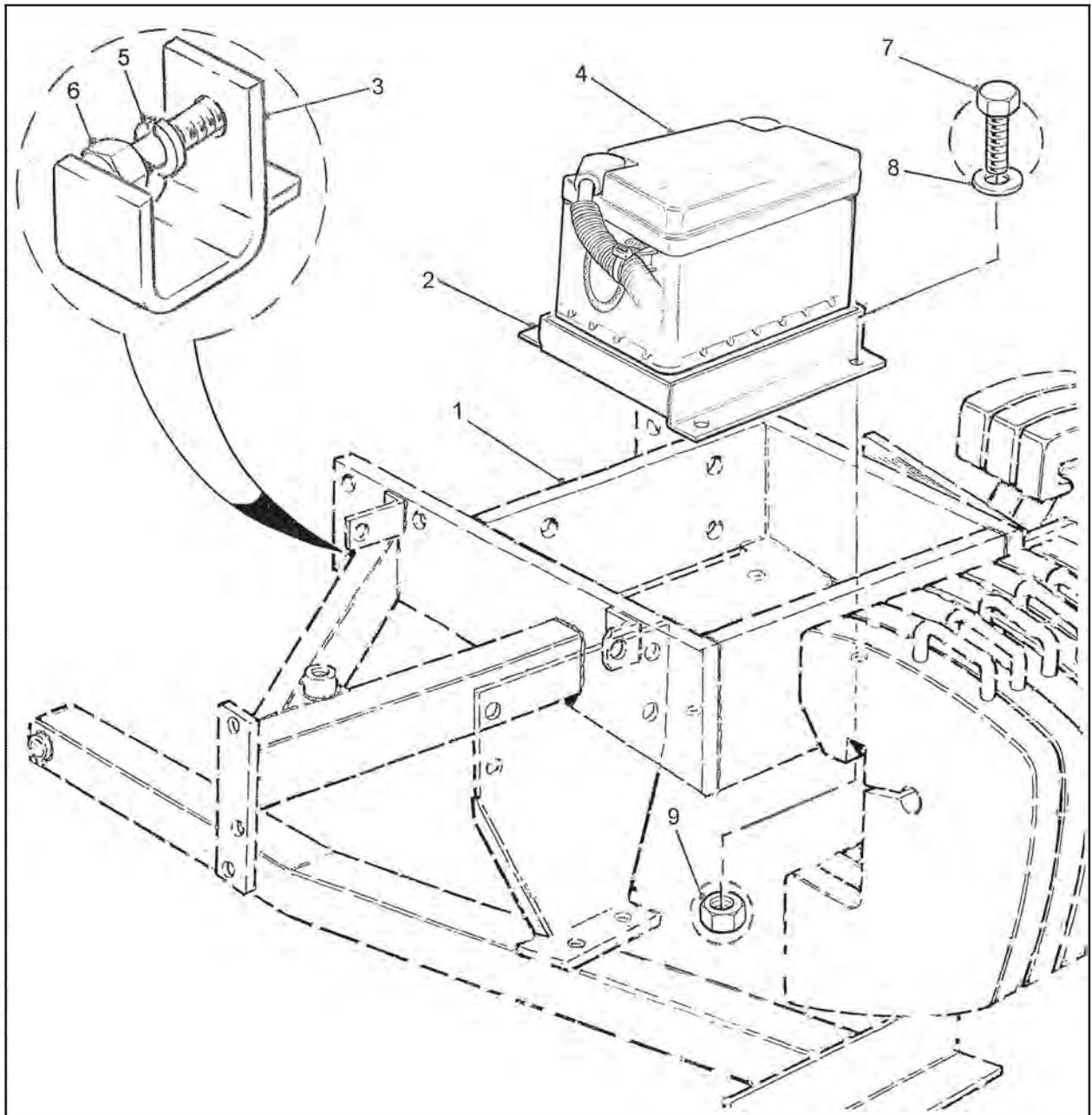


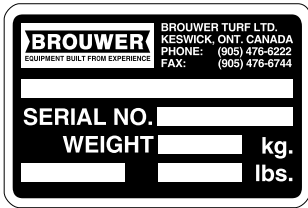
ITEM NO.	PART NO.	DESCRIPTION	QTY
<b>FENDER ASSEMBLY</b>			
2	F210600	Locknut 3/8	2
13	F210400	Locknut 1/4	6
14	F320500	Washer 1/4	6
16	KN00026	Fender	1
17	F040412	Bolt 1/4 unc x 1 1/4 GR. 8	6
22	F040612	Bolt 3/8 unc x 1 1/4 GR. 8	2
23	H310172	Fender Mounting Bar - 2WD J.D.	1
24	F940304	Spring Pin 3/16 x 1/2	1
25	H310081	Auto-Str Snsr. Valve Mnt. R.H. 2WD J.D.	1
27	H310300	Fender Mounting Bar - 2WD J.D.	1
28	H310253	Auto-Steer Sensor Valve Mnt. R.H. J.D.	1
<div style="border: 1px solid black; padding: 5px; width: fit-content; margin: 0 auto;"> <p data-bbox="1101 724 1172 745"><b>NOTE</b></p> <p data-bbox="943 766 1323 829">Front Fender Assemblies are as follows:</p> <p data-bbox="943 840 1242 871">H510205 - J.D. 2WD L.H.</p> <p data-bbox="943 871 1242 903">H510206 - J.D. 2WD R.H.</p> </div>			

ITEM NO.	PART NO.	DESCRIPTION	QTY
<b>WATER COOLER ACCESSORY</b>			
1	H510030	Water Cooler Assembly	1
	KM00006	Water Cooler	1
2	H310209	Water Cooler Mounting Bracket	1
3	F040606	Bolt - 3/8 UNC x 3/4 GR. 8	2
4	F320600	Washer 3/8	2
5	F310600	Lockwasher	2
6	KM72048	Cinching Strap	1



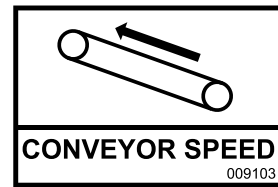
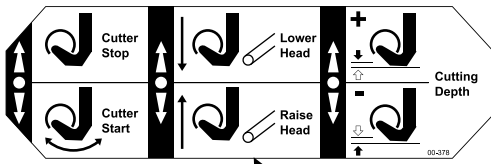
ITEM NO.	PART NO.	DESCRIPTION	QTY
<b>BATTERY</b>			
JOHN DEERE 5065E POWR REVERSER			
1	H310141	Weight Bracket	1
2	H310248	Battery Tray	1
3	H310249	Hose Saddle	1
4	KM00007	Battery Box	1
5	G312000	Lockwasher - M20 (Metric)	1
6	G0120040	Bolt - M20 x 2.5 x 40 (Metric)	1
7	F040510	Bolt 5/16 unc x 1 Gr.8	4
8	F320500	Flatwasher 5/16	4
9	F210500	Locknut 5/16 unc	4



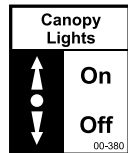
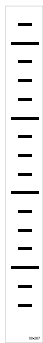
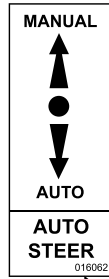


# SOD HARVESTER

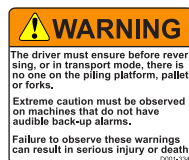
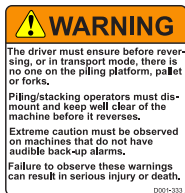
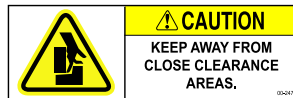
ITEM	PART NO.	DESCRIPTION	QTY	ITEM	PART NO.	DESCRIPTION	QTY
1	D001-161	BROUWER LOGO (MEDIUM)	3				
2	D001-323	1576 HOOD RH - <b>CURRENT</b>	1				
	D001-324	1576 HOOD LH - <b>CURRENT</b>	1				
	D001-288	1576 HOOD RH - <b>N/C</b>	1				
	D001-289	1576 HOOD LH - <b>N/C</b>	1				
	D001-164	1576 HOOD JD RH - <b>N/C</b>	1				
	D001-166	1576 HOOD JD LH - <b>N/C</b>	1				
	D001-321	1570 HOOD RH - <b>CURRENT</b>	1				
	D001-322	1570 HOOD LH - <b>CURRENT</b>	1				
	D001-298	1570 HOOD RH - <b>N/C</b>	1				
	D001-299	1570 HOOD LH - <b>N/C</b>	1				
	D001-163	1570 HOOD JD RH - <b>N/C</b>	1				
	D001-165	1570 HOOD JD LH - <b>N/C</b>	1				
3	D001-162	BROUWER LOGO (LARGE)	1				
4	009097	LBL-CUTTING HEAD	1				
5	00-266	LBL-NO RIDERS	1				
6	015499	LBL-CAUTION AUTOSTEER	1				
7	D001-066	LBL-ACTUATOR LEVER	1				
8	D001-159	SERIAL NUMBER PLATE	2				
9	00-226	LBL-LUBE OIL SYMBOL	1				
10	015900	LBL-KEEP CLEAR	2				
11	00-074	LBL-HYD OIL SYMBOL	1				
12	006204	LBL-HOT HYDRAULIC	1				
13	4136127	LBL-CUTTING DEPTH	1				
14	009432	LBL-CAM STOP	1				
15	D001-160	BROUWER LOGO (SMALL)	1				
16	00-328	LBL-ENGINE THROTTLE	1				
17	D001-113	LBL-DO NOT EXIT	1				
18	D001-028	LBL-DISMOUNTING	1				
19	D001-054	LBL-CRUSHING HAZARD	1				
20	D001-032	LBL-CRUSHING HAZARD	1				
21	D001-053	LBL-HOT EXHAUST	1				



This machine is covered by one or more of the following patents:  
U. S. Patents  
3,590,927 4,345,659 5,775,436  
3,790,096 4,621,696 6,056,064  
4,015,586 4,832,130  
4,018,287 4,944,352  
4,029,152 4,903,778  
Other patents pending.  
Also patented in other countries.  
**THIS MACHINE CANNOT BE COPIED IN WHOLE OR IN PART FOR OWN USE OR RESALE.**  
**BROUWER**  
EQUIPMENT BUYER FIRM EQUIPMENT 015899



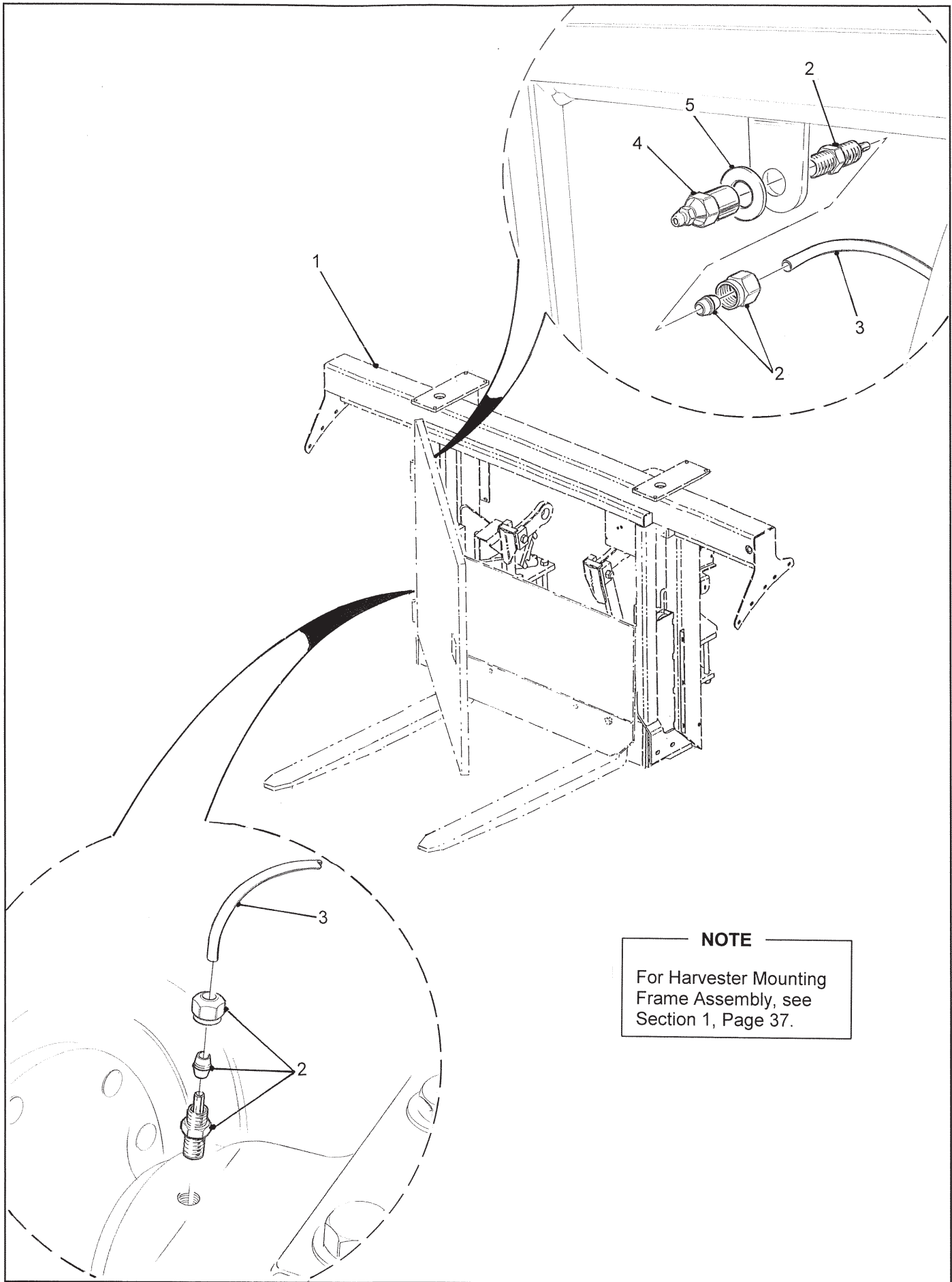
**IMPORTANT**  
The Cylinder Lock is to be used ONLY DURING SERVICING. Do not use when transporting, as shock loads could damage the Harvester.





# SOD HARVESTER

ITEM	PART NO.	DESCRIPTION	QTY	ITEM	PART NO.	DESCRIPTION	QTY
1	00-378	LBL-LIFT, CUTTR, DEPTH	1				
2	202525	LBL-READ MANUAL	1				
3	009103	LBL-CONVEYOR SPEED	1				
4	015899	LBL-PATENTS	1				
5	016062	LBL-AUTOSTEER CNTRL	1				
6	006219	LBL-HEAD SPEED	1				
7	00-262	LBL-CAUT.DEP.CLUTCH	1				
8	00-267	LBL-CUTTERHEAD DEPTH	1				
9	00-247	LBL-CLOSE CLEARANCE	2				
10	00-280	LBL-KEEP GUARD IN PLACE	1				
11	00-369	LBL-THROWN OBJECTS	1				
12	00-283	LBL-STOP ENGINE BEFORE	1				
13	00-380	LBL-CANOPY LIGHTS	1				
14	00-370	LBL-WARNING	1				
15	D001-109	LBL-FASTEN SEAT BELT	1				
16	D001-116	LBL-DO NOT STEP	2				
17	D001-136	LBL-CYLINDER LOCK	1				
18	00-247	LBL-CLOSE CLEARANCE	1				
19	4133093	LBL-OPERATOR'S MANUAL	1				
20	D001-029	LBL-SERVICE OR REPAIR	1				
21	D001-333	WARNING - NO RIDERS	1				
22	D001-334	WARNING - NO RIDERS	1				
23	D001-247	BROUWER SINCE 1972	1				

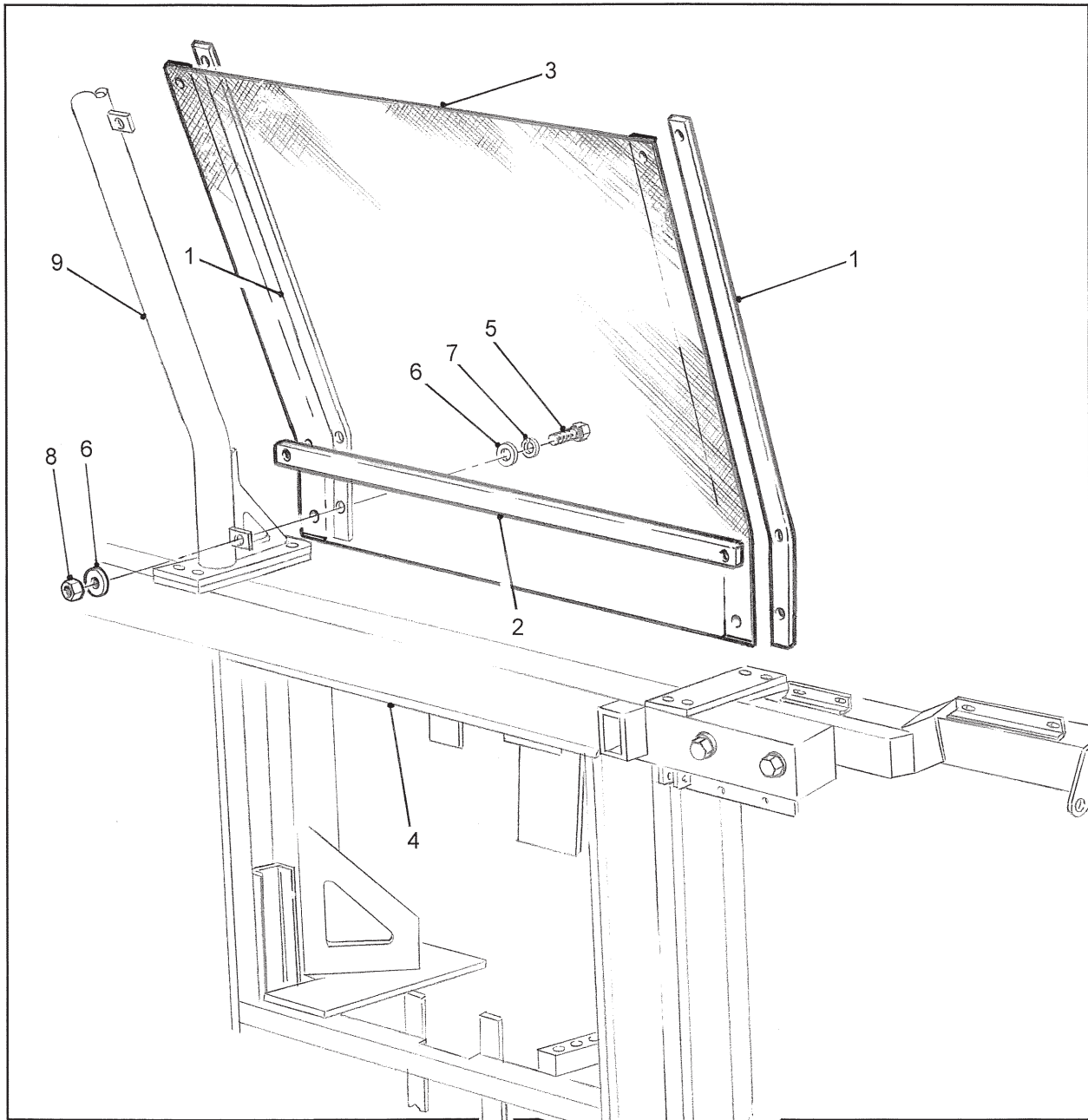


**NOTE**

For Harvester Mounting  
Frame Assembly, see  
Section 1, Page 37.

ITEM NO.	PART NO.	DESCRIPTION	QTY
<b>REMOTE GREASING (JOHN DEERE)</b>			
1	H310117	Rear Frame Mount. John Deere	Ref.
2	KH01128	Fitting. 1/8 NPT x 1/4	4
3	Q8564	Hose. 1/4 O.D. (34 in. Lg.)	A/R
4	KM11492	Grease Fitting. Female 1/8 NPT	2
5	F330600	Flatwasher 3/8 SAE	2

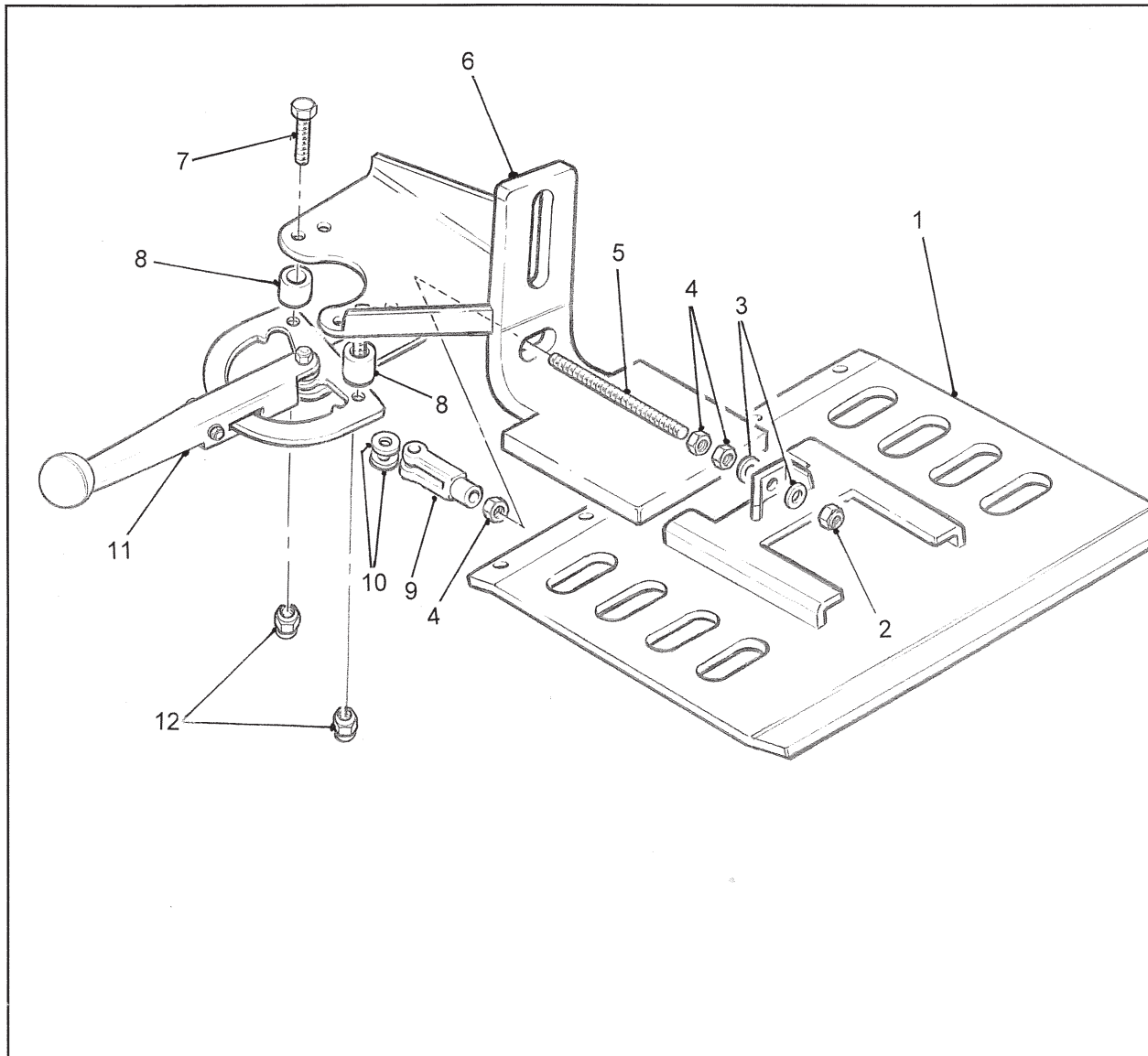
ITEM NO.	PART NO.	DESCRIPTION	QTY
<b>DRIVER'S SCREEN (ACCESSORY)</b>			
1	H111073	Mounting Bar. Driver's Screen	2
2	H111074	Stiffener Bar. Driver's Screen	1
3	H110821	Driver's Screen . Green Mesh	1
4	H310117	Tractor Mount Rear Frame. - J.D.	Ref.
5	F040410	Bolt 1/4 unc x 1 Gr.8	6
6	F320400	Washer 1/4	12
7	F310400	Lockwasher 1/4	6
8	F230400	Nut 1/4 unc	6
9	H310164	Canopy Support (B)	Ref.



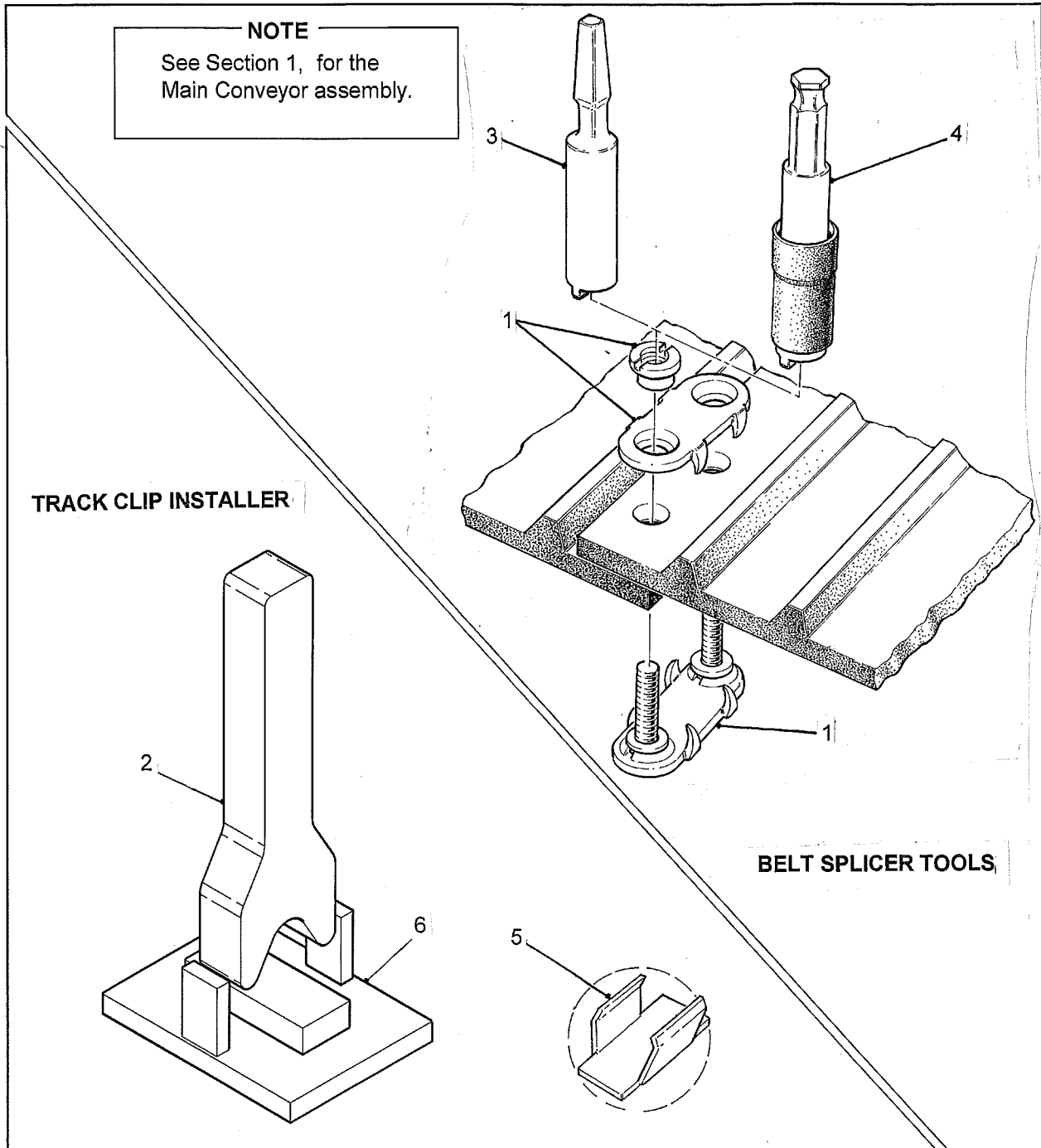
ITEM NO.	PART NO.	DESCRIPTION	QTY
<b>FLAP ADJUSTER (LEVER OPERATED OPTION)</b>			
1	H301190	Plate. Flap Adjust	1
2	F280450	Locknut 1/4-28 unf St. Stl.	1
3	F350400	Flatwasher 1/4 St. Stl.	2
4	F300450	Nut 1/4-28 unf St. Stl.	3
5	H101615	Linkage Rod	1
6	H301189	Bracket. Flap Adjust	1
7	F040412	Bolt 1/4-20 x 1 1/4 unc Gr.8	2
8	H101616	Spacer. Lever	2
9	KD10026	Clevis Yoke 1/4 unf	1
10	F320400	Flatwasher 1/4	2
11	KM50005	Lever. Self-Locking	1
12	F210400	Locknut 1/4-20 unc	2

**NOTE**

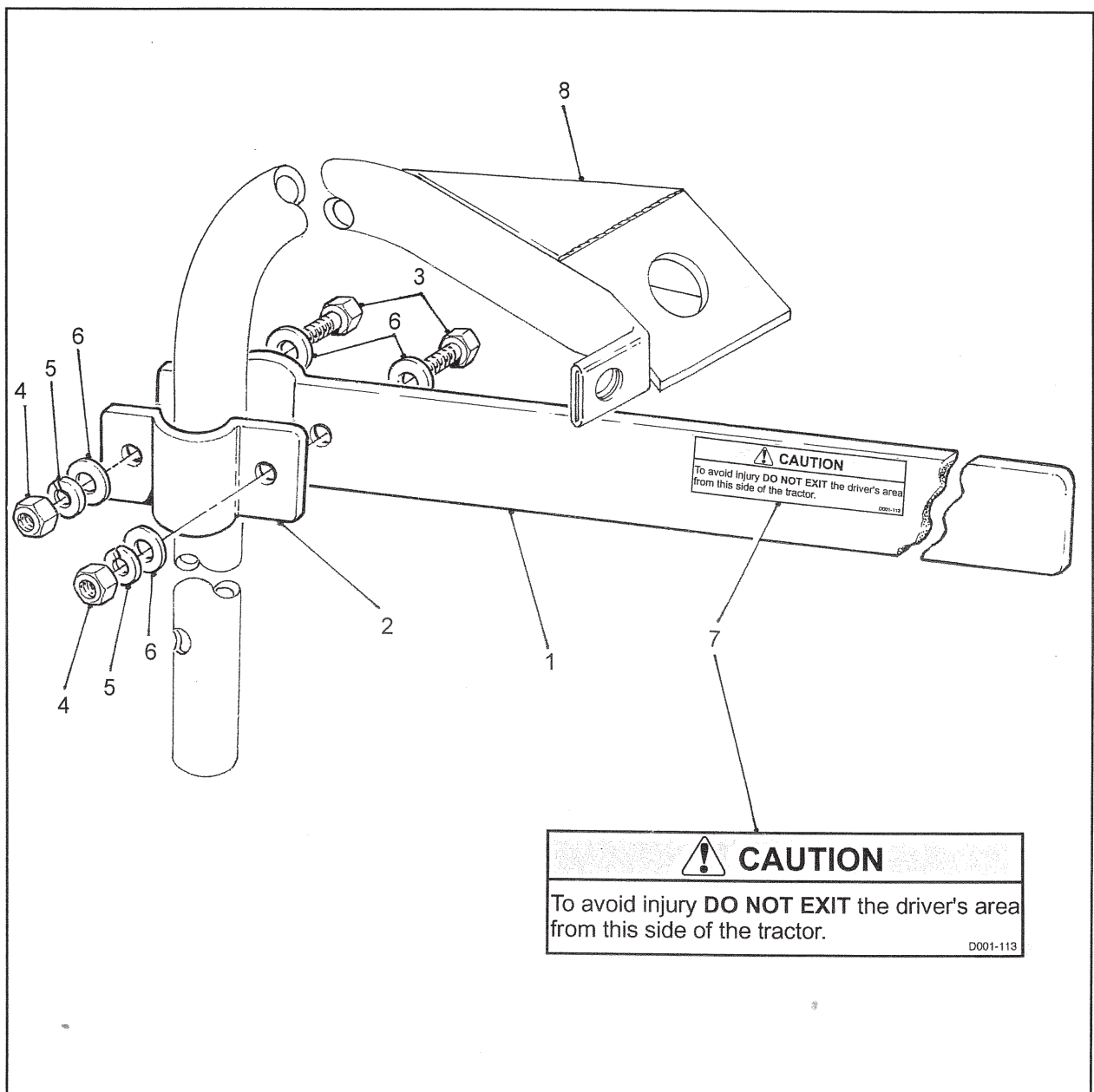
See Section 1, Page 11 for standard Flap Adjuster and Chain Drive Roll-Up Tray.

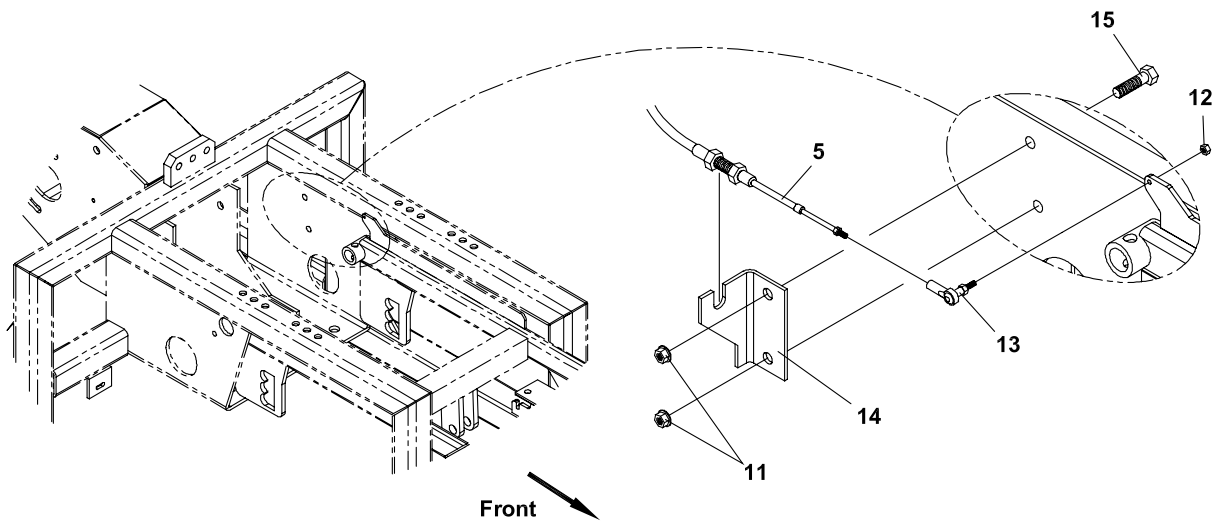
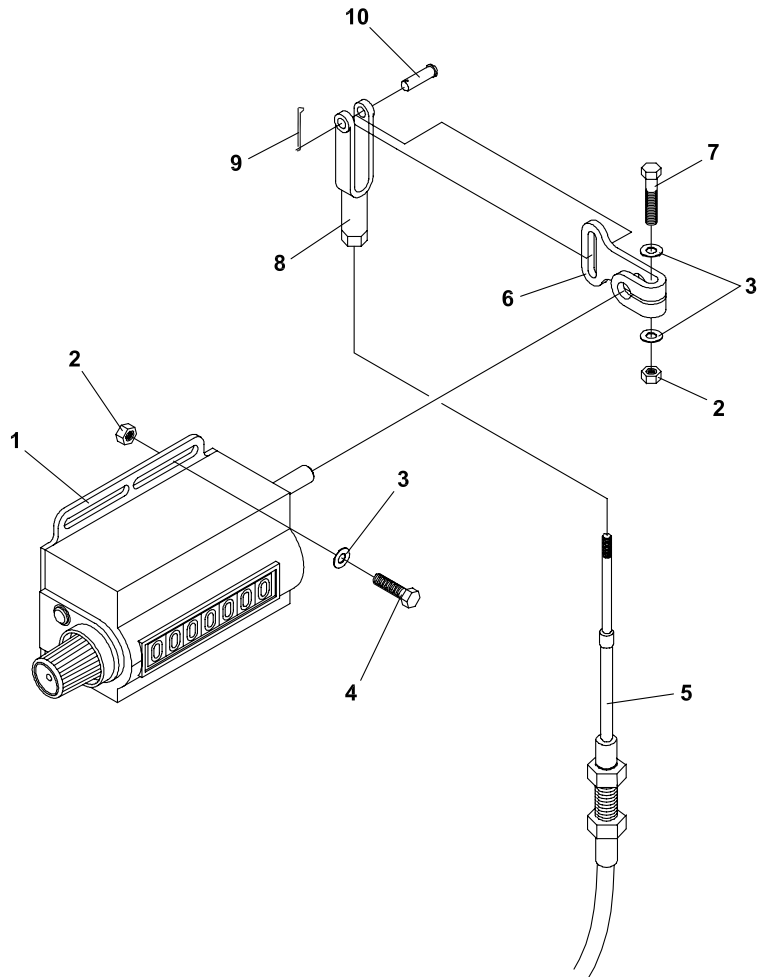


ITEM NO.	PART NO.	DESCRIPTION	QTY
<b>TRACK CLIP INSTALLER &amp; BELT SPLICER TOOLS (ACCESSORIES)</b>			
1	KD90001	Splice. Conveyor Mat	Ref.
2	H101724	Crimping Tool	1
3	KD90000	Tool. Belt Splicer. Std.	1
4	KD89999	Tool. Belt Splicer. (Impact Air Powered)	1
5	KD90003	Track Clip	Ref.
	KD90004	Track Clip. Narrow. 24 in. Mat	Ref.
6	H301237	Mandrel	1



ITEM NO.	PART NO.	DESCRIPTION	QTY
		<b>WARNING BAR OPERATOR COMPARTMENT</b>	
	H510125	Warning Bar. Assembly - John Deere	1
1	H111197	Warning Bar. John Deere	1
2	H111193	Clamp Bar	1
3	F040512	Bolt 5/16 unc x 1 1/4 Gr.8	2
4	F230500	Nut 5/16 unc	2
5	F310500	Lockwasher 5/16	2
6	F320500	Flatwasher 5/16	4
7	D001-113	Decal "To Avoid Injury DO NOT EXIT..."	1
8	H310215	Mount. Fine Adjust Cable & Counter	ref.



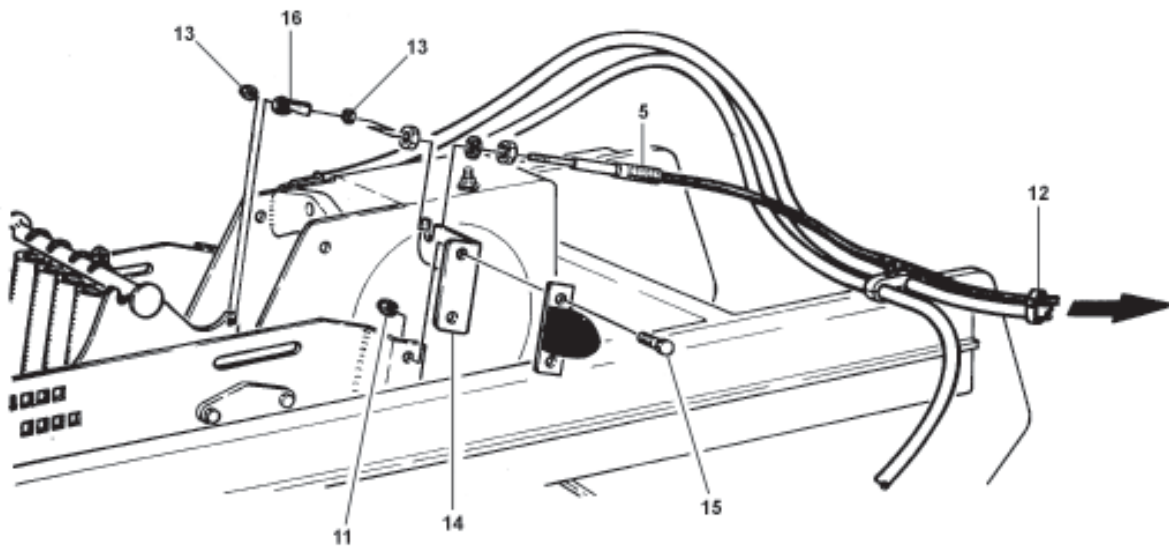
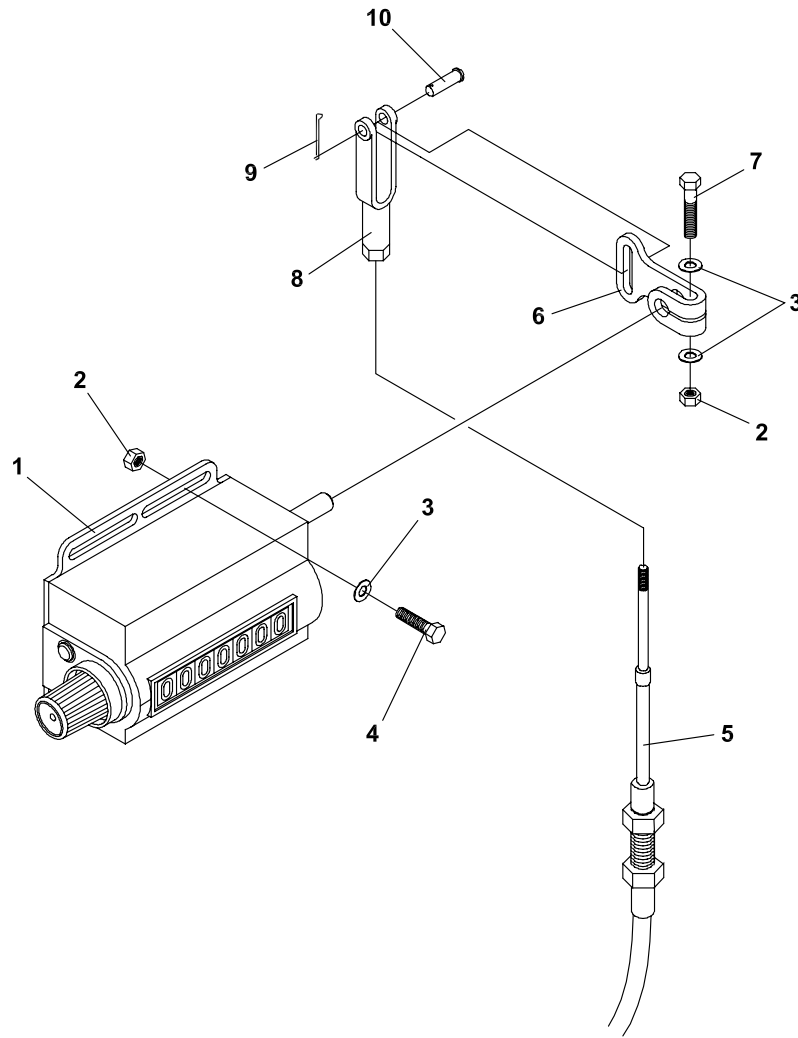




# SOD HARVESTER

## COUNTER (1570)

ITEM	PART NO.	DESCRIPTION	QTY	ITEM	PART NO.	DESCRIPTION	QTY
71-1	M5151	COUNTER-VEEDER ROOT	1				
71-2	64229-10	NUT-#10-24	5				
71-3	64163-60	WSHR.50X.203X18	6				
71-4	64152-10	10-24X3/4 MACH SCREW	4				
71-5	M5011	CABLE, PUSH PULL	1				
71-6	016686.7	ARM-COUNTER	1				
71-7	01-016	MACH SCREW-10-24 X 1	1				
71-8	43-Y0303F	YOKE-CLEVIS	1				
71-9	64140-2	COTTER PIN-1/16X1/2	1				
71-10	03-0305	CLEVIS PIN-3/16 X 5/8	1				
71-11	64141-4	NUT-WLF 3/8-16	2				
71-12	64025-14	NUT-HEX #10-32	1				
71-13	43-003SA	ROD END	1				
71-14	6115711.7	BRKT-COUNTER CABLE	1				
71-15	64139-24	BLT-WLF 3/8-16 X 1	2				



# SOD HARVESTER

COUNTER (1576)

ITEM	PART NO.	DESCRIPTION	QTY	ITEM	PART NO.	DESCRIPTION	QTY
72-1	M5151	COUNTER-VEEDER ROOT	1				
72-2	64229-10	NUT-#10-24	5				
72-3	64163-60	WSHR.50X.203X18	6				
72-4	64152-10	10-24X3/4 MACH SCREW	4				
72-5	M5011	CABLE, PUSH PULL	1				
72-6	016686.7	ARM-COUNTER	1				
72-7	01-016	MACH SCREW-10-24 X 1	1				
72-8	43-Y0303F	YOKE-CLEVIS	1				
72-9	64140-2	COTTER PIN-1/16X1/2	1				
72-10	03-0305	CLEVIS PIN-3/16 X 5/8	1				
72-11	64141-4	NUT-WLF 3/8-16	2				
72-12	30-037	WIRE TIE	4				
72-13	64025-14	NUT-HEX #10-32	2				
72-14	016684.7	BRKT-COUNTER CABLE	1				
72-15	64139-24	BLT-WLF 3/8-16 X 1	2				
72-16	43-003SA	ROD END	1				



**Kesmac Inc.**

23324 Woodbine Avenue, Keswick Ontario Canada L4P 0N1

Tel (905) 476-6222 Fax (905) 476-6744

Website [www.brouwerkesmac.com](http://www.brouwerkesmac.com) Email [info@kesmac.com](mailto:info@kesmac.com)